


BURY COUNCIL  
Department for Communities and Wellbeing

# Bury playing pitch and outdoor sport strategy

## Assessment report



**July 2019**

# BURY PLAYING PITCH & OUTDOOR SPORT STRATEGY ASSESSMENT REPORT

---

## CONTENTS PAGE

ABBREVIATIONS.....	1
PART 1: INTRODUCTION AND METHODOLOGY.....	2
PART 2: FOOTBALL .....	19
PART 3: CRICKET .....	64
PART 4: RUGBY LEAGUE .....	83
PART 5: RUGBY UNION.....	87
PART 6: HOCKEY .....	105
PART 7: ARTIFICIAL GRASS PITCHES (AGPS) .....	116
PART 8: BOWLING GREENS .....	138
PART 9: TENNIS COURTS.....	151
PART 10: ATHLETICS .....	163
PART 11: NETBALL COURTS .....	170
PART 12: GOLF .....	174
PART 13: OTHER PITCH SPORTS .....	183
APPENDIX 1: SPORTING CONTEXT .....	187
APPENDIX 2: STEERING GROUP CONTACTS .....	202

# BURY PLAYING PITCH & OUTDOOR SPORT STRATEGY ASSESSMENT REPORT

---

## ABBREVIATIONS

3G	Third Generation (artificial turf)
AGP	Artificial Grass Pitch
BC	Bury Council
CFA	County Football Association
ECB	England and Wales Cricket Board
EH	England Hockey
FA	Football Association
FC	Football club
FF	Football Foundation
FE	Further Education
FIT	Fields in Trust
GIS	Geographical Information Systems
GMSF	Greater Manchester Spatial Framework
HE	Higher Education
IWIYW	I Will if You Will
KKP	Knight, Kavanagh and Page
LFA	Lancashire County Football Association
LCF	Lancashire Cricket Foundation
NGB	National Governing Body
NPPF	National Planning Policy Framework
PPS	Playing Pitch Strategy
RFL	Rugby Football League
RFU	Rugby Football Union
RUFC	Rugby union football club
S106	Section 106
SE	Sport England
TGR	Team generation rate
WR	World Rugby
RT&NM	Ramsbottom, Tottington & North Manor

# BURY PLAYING PITCH & OUTDOOR SPORT STRATEGY ASSESSMENT REPORT

---

## PART 1: INTRODUCTION AND METHODOLOGY

This is the Playing Pitch & Outdoor Sport Strategy (PPOSS) Assessment Report prepared by Knight Kavanagh & Page (KKP) for Bury Council (BC) and its partners. This report presents a supply and demand assessment of playing pitch facilities in accordance with Sport England's Playing Pitch Strategy Guidance: An approach to developing and delivering a playing pitch strategy. It has been followed to develop a clear picture of the balance between the local supply of, and demand for, playing pitches and other outdoor sports facilities.

The guidance details a stepped approach to developing a Playing Pitch Strategy (PPS). These steps are separated into five distinct sections:

- ◀ Stage A: Prepare and tailor the approach (Step 1)
- ◀ Stage B: Gather information and views on the supply of and demand for provision (Steps 2 & 3)
- ◀ Stage C: Assess the supply and demand information and views (Steps 4, 5 & 6)
- ◀ Stage D: Develop the strategy (Steps 7 & 8)
- ◀ Stage E: Deliver the strategy and keep it robust and up to date (Steps 9 & 10)

Stages A to C are covered in this report.

### **Stage A: Prepare and tailor the approach**

The primary purpose of the PPOSS is to provide a strategic framework which ensures that the provision of outdoor playing pitches and sports facilities meet the local needs of existing and future residents across Bury. The Strategy will be produced in accordance with Sport England Playing Pitch Strategy Guidance (October 2013 as updated in March 2014) and the national planning guidance and provide robust and objective justification for future playing pitch provision throughout the Borough.

One of the core planning principles of the National Planning Policy Framework (NPPF) is to improve health, social and cultural wellbeing for all, and deliver sufficient community and cultural facilities and services to meet local needs. Section 8 of the NPPF deals specifically with the topic of healthy communities. Paragraph 96 discusses the importance of access to high quality open spaces and opportunities for sport and recreation that can make an important contribution to the health and well-being of communities.

The Bury Local Plan needs to be based upon a robust evidence base. Paragraphs 96 and 97 of the NPPF discuss assessments and the protection of "existing open space, sports and recreational buildings and land, including playing fields".

# BURY PLAYING PITCH & OUTDOOR SPORT STRATEGY ASSESSMENT REPORT

---

## ***Why the PPOSS is being developed***

Planning Policy and other relevant sport related corporate strategies must be based upon a robust evidence base in order to ensure planning and sports development policy can be implemented efficiently and effectively.

Corporate and strategic:

- ◀ It ensures a strategic approach to playing pitch provision. The PPOSS will act as a tool for Bury Council and partner organisations to guide resource allocation and set priorities for pitch sports in the future.
- ◀ It provides robust evidence for capital funding. As well as proving the need for developer contributions towards pitches and facilities a playing pitch strategy can provide evidence of need for a range of capital grants. Current funding examples include the Sport England Funding Programmes, Heritage Lottery Fund (for park improvements), the Football Foundation and the Big Lottery. The site-specific action plan that will form an integral part of this PPOSS will identify and prioritise sites that require improvements and where the funding should be secured from.

Planning:

- ◀ The PPOSS will provide important evidence to support the Bury Local Plan, presently under development aligned to the development of the draft Greater Manchester Spatial Framework (GMSF).
- ◀ It will support strategic policies on green infrastructure, leisure, outdoor sports and recreational facilities and health and well-being in the emerging Bury Local Plan.
- ◀ Evidence for Community Infrastructure Levy and Developer Contributions

Operational:

- ◀ It can help improve management of assets management, which should result in more efficient use of resources and reduced overheads.
- ◀ The Action Plan will identify sites where quality of provision can be enhanced.
- ◀ An assessment of all pitches (in use and lapsed) will be undertaken to understand how pitches are used and whether the current maintenance and management regimes are appropriate or require change.

Sports development:

- ◀ It helps identify which sites have community use and whether that use is secure or not.
- ◀ It helps identify where community use of school sports pitches is most needed to address any identified deficits in pitch provision.
- ◀ It provides better information to residents and other users of sports pitches available for use. This includes information about both pitches and sports teams/user groups.
- ◀ It promotes sports development and can help unlock latent demand by identifying where the lack of facilities might be suppressing the formation of teams/community needs.
- ◀ It helps inform and support the delivery of initiatives and programmes led by Bury Council sports development team and partners.

# BURY PLAYING PITCH & OUTDOOR SPORT STRATEGY ASSESSMENT REPORT

---

## ***Aims and objectives***

The key drivers for developing the PPOSS include:

- ◀ Aims and objectives for improving health and well-being and increasing participation in sport.
- ◀ Sports development programmes and changes in how the sports are played.
- ◀ The need for evidence to help protect and enhance existing provision.
- ◀ The need to inform the development and implementation of planning policy.
- ◀ The need to inform the assessment of planning applications.
- ◀ Potential changes to the supply of provision due to capital programmes e.g. for educational sites.
- ◀ Budgetary pressures to ensure the most efficient management and maintenance of playing pitch provision.
- ◀ The need to develop a priority list of deliverable projects which will help to meet any current deficiencies
- ◀ Provide for future demands and feed into wider infrastructure planning work.
- ◀ Prioritisation of internal capital and revenue investment.
- ◀ The need to provide evidence to help secure internal and external funding.

The objectives of the project will be to:

- ◀ Provide a carefully quantified and documented assessment of current and future needs for playing pitches;
- ◀ Provide information to assist performance management and asset management,
- ◀ Provide information to underpin:
  - ◀ the protection, enhancement and improvement of the existing pitch stock,
  - ◀ improvements in community access to educational and non-local authority pitches;
- ◀ To provide a basis for establishing new pitch requirements arising from new housing developments or improvements to existing where demand can be satisfied by increasing capacity.
- ◀ To provide a framework for delivering government policies for social inclusion, environmental protection, community involvement and healthy living;
- ◀ To provide good-quality information and evidence of need for funding bids for new and improved provision;
- ◀ To ensure that the Bury PPOSS has strong links to all NGB facilities strategies;
- ◀ To provide the context for sports development of pitch sports which aims to develop the range of opportunities available.

Bury Council highlights that capital available for investment into sport and recreation provision is very limited and that this plays a huge part in influencing potential for facility development across the Borough. Consequently, access to external partnership funding and Section 106 contributions is critical to facilitate development; therefore it is key that strategic recommendations and actions are based on strategic need evidenced through the PPOSS.



# BURY PLAYING PITCH & OUTDOOR SPORT STRATEGY ASSESSMENT REPORT

---

## ***Agreed scope***

The Assessment Report provides detail in respect of what exists in the Borough, its condition, distribution and overall quality. It also considers the demand for facilities based on population distribution and planned growth. The full list of sports facilities covered is set out below.

Pitch sports will be assessed using the guidance set out in Sport England's Playing Pitch Strategy Guidance: An approach to developing and delivering a playing pitch strategy (2014).

### *Pitch sports:*

- ◀ Football pitches
- ◀ Rugby union pitches
- ◀ Rugby league pitches
- ◀ Cricket pitches
- ◀ Third generation artificial grass (3G) pitches
- ◀ Artificial grass pitches (AGPs - including use for hockey)

Outdoor sports will be assessed using Sport England's Assessing Needs and Opportunities Guidance (2014). Non-pitch outdoor sports require a different methodology to assess demand and supply to that used for pitch sports.

### *Outdoor sports:*

- ◀ Outdoor bowling greens
- ◀ Outdoor tennis courts
- ◀ Athletics tracks
- ◀ Outdoor netball courts
- ◀ Croquet
- ◀ Rounders
- ◀ Golf

## ***Management arrangements***

A Project Team from the Council has worked with KKP to ensure that all relevant information is readily available and to support the consultants as necessary to ensure that project stages and milestones are delivered on time.

A steering group has and will continue to lead and drive this PPOSS forward during its development and also to ensure the delivery of its recommendations and actions.

The membership of the group is balanced and representative of the different parties and key drivers behind the work and the providers and users of playing pitches in the study area.

The Steering Group is and has been responsible for the direction of the PPOSS from a strategic perspective and for supporting, checking and challenging the work of the project team. The Steering Group is made up of representatives from Bury Council, Sport England, Greater Sport and National Governing Bodies of Sport (NGBs). Please see Appendix 2 for a list of Steering Group contacts.

# BURY PLAYING PITCH & OUTDOOR SPORT STRATEGY ASSESSMENT REPORT

---

It will be important for the Steering Group to continue once the PPOSS has been finalised for several reasons, including a continuing responsibility to:

- ◀ Be a champion for playing pitch provision in the area and promote the value and importance of the PPOSS.
- ◀ Ensure implementation of the PPOSS's recommendations and action plan.
- ◀ Monitor and evaluate the outcomes of the PPOSS.
- ◀ Ensure that the PPOSS is kept up to date and refreshed.

## **Study area**

Bury is located in the North West of Greater Manchester, of which it is one of ten constituent Local Authorities. It is bordered by six neighbouring Local Authorities; to the West by Bolton, South and South West by Salford, Manchester to the South East, Rochdale to the East, Blackburn with Darwen to the North West and Rossendale to the North and North East.

The strategy covers the Borough boundary area of Bury; however, the data gathered has been presented in such a way as to be further analysed by smaller analysis areas. There are also a number of sports teams from outside the specified area that use pitches within Bury and sports teams from inside Bury that use facilities outside of the Borough. This cross-boundary movement has been taken into consideration when producing this assessment report.

For the purpose of this analysis, Bury has been broken down into six analysis areas which align with the six townships used by the Council for strategic planning. They are (with current population<sup>1</sup>):

- ◀ Bury East (35,773)
- ◀ Bury West (22,106)
- ◀ Prestwich (34,724)
- ◀ Radcliffe (34,704)
- ◀ Ramsbottom, Tottington & North Manor (RT&NM - 31,417)
- ◀ Whitefield & Unsworth (29,945)

## *What makes Bury different?*

The topography of Bury has a significant impact on the development of outdoor sports facilities across the Borough. Many playing field sites are vulnerable and subject to flooding due to their location on floodplains adjacent to the River Irwell. Not only does this have a significant impact on pitch quality and availability for use, often rendering pitches unplayable for months over the winter period when flooding is worst, but it limits potential for conventional development of built facilities such as artificial turf pitches as a solution to the problem, therefore compounding the effect.

This has impacted on key site Goshen Sports Centre most prominently and left the AGP there unusable, prompting a need to think creatively about an artificial turf pitch solution for the site to achieve its full potential as a sporting hub. Close Park too is especially prone to flooding and there are plans to install flood defence measures.

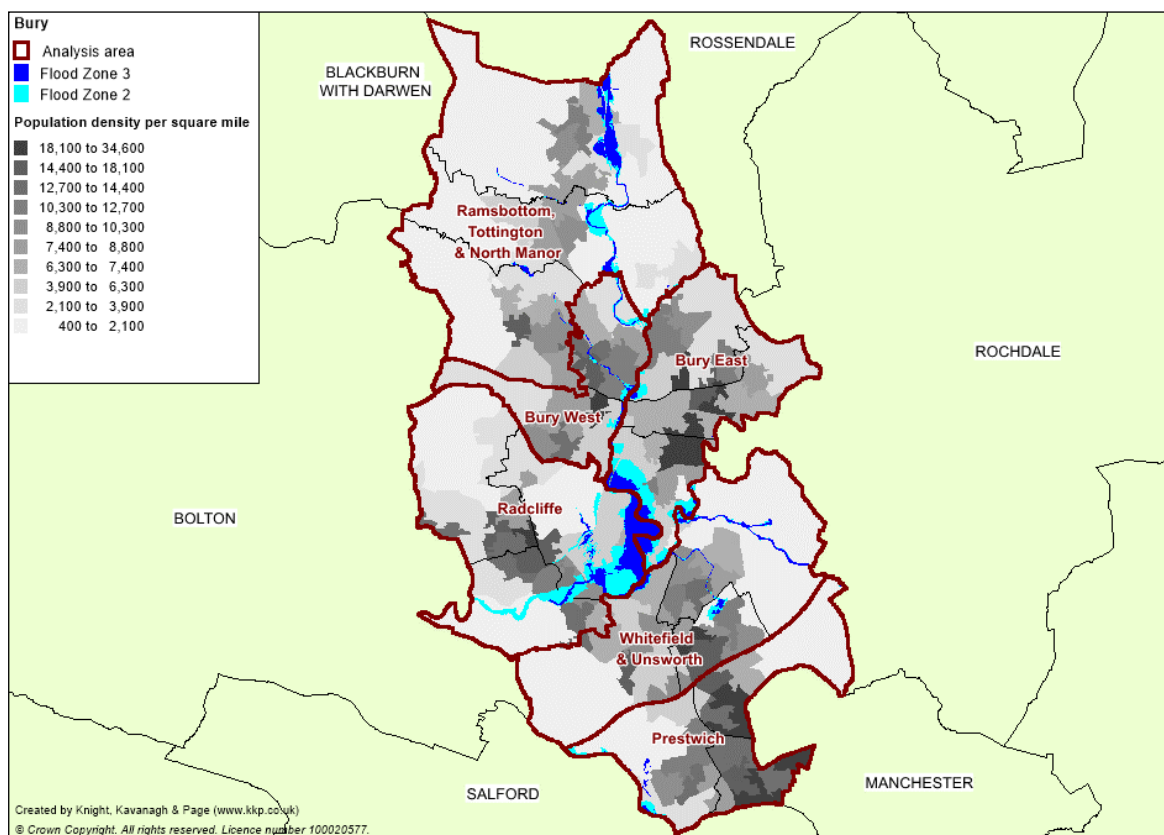
---

<sup>1</sup> ONS Mid-2016 Population Estimates for Wards in England and Wales by Single Year of Age and Sex



# BURY PLAYING PITCH & OUTDOOR SPORT STRATEGY ASSESSMENT REPORT

Figure 1.1: Map of Bury with PPOSS analysis areas



## Bury Council Sport & Physical Activity Service (SAPAS)

Bury SAPAS plays a key role in sports development across the Borough and has been influential in developing a number of effective partnerships and initiatives to promote and drive increased participation in sport and physical activity. It reports that whilst it plays a role to develop participation within formal sport, the Council is now placing greater focus on health and the concept of wellbeing both mentally and physically at a very local, neighbourhood level.

Subsequently, most activity and programmes are around introduction and reintroduction to, or retention exit pathways from formalised sport, as well as increased participation in physical activities such as walking linking to the likes of exercise referral through Bury Exercise & Therapy Scheme (BEATS). Bury SAPAS has over recent years played a significant role in the I Will if You Will (IWIYW) programme, securing £2.3m Sport England investment into a pilot programme which combines innovative marketing techniques with sports sessions and exercise classes designed to overcome the hurdles that stop women taking part. These include physical barriers such as location or time, or emotional ones such as a lack of confidence or the feeling that sport 'isn't for them'. The programme has proven successful and led to the subsequent creation of the national This Girl Can campaign. Whilst the Sport England funded term of the IWIYW programme has since ceased, the financial commitment to continue running it is in place to at least 2020.

# BURY PLAYING PITCH & OUTDOOR SPORT STRATEGY ASSESSMENT REPORT

---

IWIYW activities include:

- ◀ Well known sports offered in different forms or settings such as cardio tennis or school-gate rounders
- ◀ Outdoor fitness such as bootcamps in parks or group runs
- ◀ Dance and fitness sessions such as zumba or aerobics
- ◀ Programmes to encourage older women to get involved, such as Pilates
- ◀ Innovative, encouraging marketing and brand messages in unusual places

Whilst Bury SAPAS continues to have a responsibility to help development formal sport, there is a shift to place greater emphasis on sport as one part of a holistic health and wellbeing function, with the Council keen to promote the concept of 'wellbeing' at a very local level. This is likely to have a future influence on formal sports facilities and considerations for them to also accommodate non-formal sport or socially driven activities, including the likes of multi-function indoor space and options to host alternative community wellbeing activities. The benefits of this could be twofold, with increased revenue opportunities available to formal sports clubs and organisations.

## **Stage B: Gather information and views on the supply of and demand for provision**

It is essential that a PPOSS is based on the most accurate and up-to-date information available for the supply of and demand for playing pitches. This section provides details about how this information has been gathered in Bury.

### ***Gather supply information and views – an audit of playing pitches***

PPS guidance uses the following definitions of a playing pitch and playing field. These definitions are set out by the Government in the 2015 'Town and Country Planning (Development Management Procedure) (England) Order'<sup>2</sup>. It should be noted that the reference to five years within the Order is purely in relation to whether Sport England should be consulted in a statutory capacity. The fact that a playing field may not have been marked out for pitch sport in the last five years does not mean that it is no longer a playing field. That remains its lawful planning use whether marked out or not.

- ◀ ***Playing pitch*** – a delineated area of 0.2ha or more which is used for association football, rugby, cricket, hockey, lacrosse, rounders, baseball, softball, American football, Australian football, Gaelic football, shinty, hurling, polo or cycle polo.
- ◀ ***Playing field*** – the whole of a site which encompasses at least one playing pitch.

Although the statutory definition of a playing field is the whole of a site with at least one pitch of 0.2ha or more, this PPOSS takes into account smaller sized pitches that contribute to the supply side, for example, 5v5 mini football pitches. This PPOSS counts individual grass pitches (as a delineated area) as the basic unit of supply. The definition of a playing pitch also includes artificial grass pitches (AGPs).

As far as possible the assessment report aims to capture all of the pitches within Bury. However, there may be instances, for example, on school sites, where access was not possible and has led to omissions within the report. Where pitches have not been recorded within the report they remain as pitches and for planning purposes continue to be so. Furthermore, exclusion of a pitch does not mean that it is not required from a supply and demand point of view.

---

<sup>2</sup> [www.sportengland.org](http://www.sportengland.org)>Facilities and Planning> Planning Applications

# BURY PLAYING PITCH & OUTDOOR SPORT STRATEGY ASSESSMENT REPORT

---

## *Quantity*

All playing pitches are included irrespective of ownership, management and use. Playing pitch sites were initially identified using Sport England's Active Places web-based database. The Council and NGBs supported the process by checking and updating this initial data. This was also verified against club information supplied by local leagues. For each site, the following details were recorded in the project database (which will be supplied as an electronic file):

- ◀ Site name, address (including postcode) and location
- ◀ Ownership and management type
- ◀ Security of tenure
- ◀ Total number, type and quality of pitches

## *Accessibility*

Not all pitches offer the same level of access to the community. The ownership and accessibility of playing pitches also influences their actual availability for community use. Each site is assigned a level of community use as follows:

- ◀ **Community use** - pitches in public, voluntary, private or commercial ownership or management (including education sites) recorded as being available for hire and currently in use by teams playing in community leagues.
- ◀ **Available but unused** - pitches that are available for hire but are not currently used by teams which play in community leagues; this most often applies to school sites but can also apply to sites which are expensive to hire.
- ◀ **No community use** - pitches which as a matter of policy or practice are not available for hire or used by teams playing in community leagues. This should include professional club pitches along with some semi-professional club pitches, where play is restricted to the first or second team.
- ◀ **Disused** – sites that are not being used at all by any users and are not available for community hire either. Once these sites are disused for five or more years they will then be categorised as 'lapsed sites'.
- ◀ **Lapsed** - last known use was as a playing field more than five years ago. These fall outside of Sport England's statutory remit but still have to be assessed using the criteria in paragraph 97 of the National Planning Policy Framework and Sport England would nonetheless challenge a proposed loss of playing pitches/playing field which fails to meet such criteria. It should be emphasised that the lawful planning use of a lapsed site is still that of a playing field.

In addition, there should be a good degree of certainty that the pitch will be available to the community for at least the following three years. A judgement is made based on the information gathered and a record of secured or unsecured community use put against each site.

# BURY PLAYING PITCH & OUTDOOR SPORT STRATEGY ASSESSMENT REPORT

Table 1.1: Disused and lapsed sites in Bury

Site name	Analysis area	Sport(s)	Status (last used)	Comments
Radcliffe Leisure Centre (former Riverside School)	Radcliffe	Football Cricket Tennis MUGA	<b>Disused (summer 2014)</b>	Former school playing fields now lie disused behind the retained building now functioning as a Pupil Learning Centre and Council operated leisure centre (indoor facilities).
East Lancashire Paper Mill Bowling Club	Radcliffe	Bowling	<b>Lapsed</b>	Former bowling green site off Cock Clod Street, last seen on historical aerial imagery in 2005. Lost along with accompanying building, now scrubland.
Grants Arms Bowling Green	RT&NM	Bowling	<b>Lapsed (pre-2012)</b>	Land to the rear of the Grant Arms Hotel (Grade two listed building). Subject of unsuccessful 2015 application <sup>3</sup> and subsequent appeal dismissed to develop 24 retirement housing flats upon the green. Protected as Asset of Community Value (ACV) in June 2015.

Furthermore, there are some sites where playing pitches are no longer marked, however the sites as a whole remain operational as they are either protected or serve a wider function such as a public park and therefore are not likely to be considered for potential development. This considered, Warth Fold Playing Fields and Boz Park have been identified in the draft GMSF as potential sites which are at risk of loss through development, however, this is still under consideration.

Table 1.2: Unmarked playing fields in Bury

Site name	Analysis area	Sport(s)	Comments
Ramsbottom Baths Playing Fields	RT&NM	Football	Self-management agreement surrendered in 2014. Also has play area and skatepark which have recently been closed due to quality and sustainability costs. Now retained as public open space.
Besses Playing Field (Victoria Park)	Whitefield & Unsworth	Football	Self-management agreement surrendered in 2012. Also has MUGA and play area. Now retained as park.
Elms Playing Field	Whitefield & Unsworth	Football	One adult football pitch marked here as recent as 2016/17. Now retained as public open space.

<sup>3</sup> Planning reference: 58807/FUL

## BURY PLAYING PITCH & OUTDOOR SPORT STRATEGY ASSESSMENT REPORT

Site name	Analysis area	Sport(s)	Comments
Boz Park	Whitefield & Unsworth	Football	Public open space off Tonge Close which presently accommodates a MUGA. Reported to be boggy and wet across the site. Local group of residents have recently begun to rejuvenate the site and have aspirations to maintain in future. The site has been identified as part of the GMSF Northern Gateway proposals. Any provision lost is to be replaced within the site.
Grundy Playing Field	Whitefield & Unsworth	Football	Previously had one adult football pitch marked. Self-management agreement surrendered in 2015. Previously in receipt of Football Foundation investment. MUGA, bowling green and play area also onsite.
Barlow Recreation Ground	Whitefield & Unsworth	Football	Previously had one youth football pitch (78x50m) marked. Self-management agreement surrendered in 2015. Storage container and play area onsite.
Warth Road Playing Fields	Bury East	N/A	Used for recreational for football by Warth Fold & Redvales Community Sports Club and used formally for rounders by the Bury Rounders League. Potentially at risk of loss under proposals in Draft GMSF to facilitate development of new relief road linked to potential housing allocation at Elton Reservoir Area. GMSF policy requires any loss of provision to be replaced in line with national planning policy.
Hoyles Park	Bury East	Football	Previously held on self-management agreement and marked with several football pitches, sufficient size to accommodate one adult, one youth 11v11 and one youth 9v9 or equivalent. Also has playground, MUGA and bowling green provision.
Broad Oak Lane Fields	Bury East	Football	Self-management agreement with Phoenix FC however LFA reports the Club no longer affiliates since 2015/16 season and is assumed to have folded. Sufficient size to accommodate two youth 11v11 pitches, served by container changing.
Hawkshaw Playing Fields	RT&NM	Football	Playing field now unmarked for formal sport but has onsite play area. Previously had a football pitch circa 83m long, last shown on historical aerial imagery in 2005.

## **BURY PLAYING PITCH & OUTDOOR SPORT STRATEGY ASSESSMENT REPORT**

---

In addition to the above, there are a number of existing sites containing pitches which are presently marked but unused. These are listed within the relevant sport section.

Any sites omitted from the PPOSS having been overlooked, whether used, disused or lapsed, are subject to the same conditions as those detailed herein. Any such site is not to be considered as not required or surplus as part of the planning process.



# BURY PLAYING PITCH & OUTDOOR SPORT STRATEGY ASSESSMENT REPORT

---

A number of sites in Bury are protected for community use through additional status, for example playing field sites at Outwood Road (Radcliffe) and Whitehead Park (Bury West) are protected as King George V Playing Fields through the Fields in Trust programme of the same name. Furthermore, a number of sites are protected through Community Right to Bid as Assets of Community Value through meeting definition of Section 88 of the Localism Act<sup>4</sup>. They are:

- ◀ Gigg Lane (Bury Football Club)
- ◀ Greenmount Cricket Club
- ◀ Grant Arms Bowling Green (now lapsed)
- ◀ Greenmount Village Green (Nailers Field)

## *Quality*

The capacity of pitches to regularly provide for competitive play, training and other activity over a season is most often determined by their quality. As a minimum, the quality and therefore the capacity of a pitch affects the playing experience and people's enjoyment of a sport. In extreme circumstances, it can result in a pitch being unable to cater for all or certain types of play during peak and off-peak times.

It is not just the quality of the pitch itself which has an effect on its capacity but also the quality, standard and range of ancillary facilities. The quality of both the pitch and ancillary facilities will determine whether a pitch is able to contribute to meeting demand from various groups and for different levels and types of play.

The quality of all pitches identified in the audit and the ancillary facilities supporting them are assessed regardless of ownership, management or availability. Along with capturing any details specific to the individual pitches and sites, a quality rating is recorded within the audit for each pitch.

These ratings are used to help estimate the capacity of each pitch to accommodate competitive and other play within the supply and demand assessment.

In addition to undertaking non-technical assessments (using the templates provided within the guidance and as determined by NGBs), users and providers were also consulted on the quality and in some instances the quality rating was adjusted to reflect this.

## ***Gather demand information and views***

Presenting an accurate picture of current demand for playing pitches (i.e. recording how and when pitches are used) is important when undertaking a supply and demand assessment. Demand for playing pitches in Bury tends to fall within the following categories:

- ◀ Organised competitive play
- ◀ Organised training
- ◀ Informal play

In addition, unmet and displaced demand for provision is also identified on a sport by sport basis. Unmet demand is defined as the number of additional teams that could be fielded if access to a sufficient number of pitches (and ancillary facilities) was available. Displaced demand refers to teams that are generated from residents of the area but due to any number of factors do not currently play within the area.

---

<sup>4</sup> <http://www.legislation.gov.uk/ukpga/2011/20/section/88/enacted>

# BURY PLAYING PITCH & OUTDOOR SPORT STRATEGY ASSESSMENT REPORT

Current and future demand for playing pitches is presented on a sport by sport basis within the relevant sections of this report.

A variety of consultation methods were used to collate demand information about leagues, clubs, county associations and national/regional governing bodies of sport. Face to face consultation was carried out with key clubs from each sport. This allowed for the collection of detailed demand information and an exploration of key issues to be interrogated and more accurately assessed.

For data analysis purposes, an online survey was utilised. This was sent to all clubs not covered by face to face consultation.

Local sports development officers, county associations and regional governing body officers advised which of the clubs to include in the face to face consultation (Appendix 2). Sport England was also included within the consultation process prior to the project commencing. Issues identified by clubs returning questionnaires were followed up by telephone or face to face interviews.

The response rates of such consultation are as follows:

Sport	Total number	Number responding	Response rate	Methods of consultation
Football clubs	56	34	61%	Face to face
Football teams	358	315	88%	Online survey Telephone
Rugby union clubs	2	2	100%	Face to face
Hockey clubs	1	1	100%	Face to face
Cricket clubs	14	13	93%	Face to face Online survey Telephone
Rugby league clubs	1	1	100%	Telephone
Tennis clubs	5	5	100%	Online survey Telephone
Bowling clubs	46	29	63%	Online survey Telephone
Athletics clubs	1	1	100%	Face to face
Croquet clubs	1	1	100%	Telephone
Netball clubs	2	2	100%	Telephone
Secondary schools/colleges	16	12	75%	Face to face Telephone
Primary/SEN schools	69	21	30%	Online survey Telephone

The consultation process sought to capture demand information and associated issues relating to all affiliated sports clubs using playing pitches in Bury.

For face to face consultation, key clubs were identified by NGBs and the Council and were selected based on sporting issues most pertinent to the study, for example, for having high levels of demand, specific facility issues including quality, threat of loss of access or related issues to playing pitch provision.

# BURY PLAYING PITCH & OUTDOOR SPORT STRATEGY ASSESSMENT REPORT

---

Where applicable, the consultation process also considers clubs and teams playing within leagues and organisations specifically focused on providing opportunities for or being outwardly inclusive of certain societal groups. Though there are no such leagues identified within the Borough, they tend to serve a wider catchment. For example, the South Manchester & Cheshire Christian Football League and Manchester Jewish Soccer League serve the Greater Manchester region, including areas of high Jewish representation in communities around the Prestwich and Broughton (Salford) areas, taking in clubs such as Manchester Maccabi FC.

## ***Future demand***

Alongside current demand, it is important for a PPOSS to assess whether the future demand for playing pitches can be met. Using population projections, and proposed housing growth (if available), an estimate can be made of the likely future demand for playing pitches.

### *Population growth*

The current resident population in Bury is 188,669<sup>5</sup>. By 2037 (the period to which this assessment projects population based future demand, in line with the emerging Bury Local Plan period and the GMSF) the Borough's population is projected to increase to 198,193<sup>6</sup> representing an increase of 9,524 (or equivalent to a percentage increase of 5%) according to ONS data.

Team generation rates are used to provide an indication of how many people it may take to generate a team (by gender and age group), in order to help estimate the change in demand for pitch sports that may arise from any population change in the study area.

Future demand for pitches is calculated by adding the percentage increases, to the ONS population increases in each Analysis Area. This figure is then applied to the TGRs and is presented on a sport by sport basis within the relevant sections of this report.

Other information sources that were used to help identify future demand include:

- ◀ Recent trends in the participation in playing pitch sports.
- ◀ The nature of the current and likely future population and their propensity to participate in pitch sports.
- ◀ Feedback from pitch sports clubs on their plans to develop additional teams.
- ◀ Any local and NGB specific sports development targets (e.g. increase in participation).

### *Housing growth*

The Revised Draft Greater Manchester Spatial Framework (GMSF – January 2019) is proposing 201,000 new homes up to 2037, with around 10,000 of those proposed to be within Bury if adopted.

Bury Council reports that, of the above target, land has been identified on brownfield sites within the existing urban area to accommodate around 4,700 new homes within Bury. This is insufficient to meet needs and therefore Green Belt land is needed to accommodate the shortfall, which is proposed to be met through the draft allocations.

---

<sup>5</sup>Source: ONS Mid-2016 Population Estimates for Lower Layer Super Output Areas in England and Wales by Single Year of Age and Sex

<sup>6</sup> ONS 2014-based projections 2014-2039

# BURY PLAYING PITCH & OUTDOOR SPORT STRATEGY ASSESSMENT REPORT

The revised draft of the GMSF proposes six allocations<sup>7</sup> for new residential development in Bury, including three within the proposed Northern Gateway. The Northern Gateway straddles the Bury/Rochdale border and would deliver significant new employment development with a view to boosting the North Manchester economy.

*Table 1.3: Summary of Revised Draft Greater Manchester Spatial Framework allocations (January 2019)*

Policy number	Site name	Number of proposed new homes In Bury	Comments
<b>Northern Gateway</b>			
GMA1.1	Heywood/Pilsworth	200	Land proposed for residential development is north of Castlebrook School Playing Fields and Pike Fold Golf Club, which are themselves both proposed to be protected within the allocation. A further 1,000 homes to be delivered in Rochdale, along with new primary school.
GMA1.2	Simister and Bowlee	c2,000	A further 700 homes of the allocation to be accommodated in Rochdale. Need for additional school place capacity. Provision of necessary onsite recreational facilities proposed which may include playing field provision.
GMA1.3	Whitefield	600	Allocation takes in Castlebrook High School, Boz Park and Unsworth Cricket Club. Any loss of provision at any site will be replaced in line with National Planning Policy.
<b>Other allocations</b>			
GMA7	Elton Reservoir	3,520	To also include tram stop and link road, potentially resulting in the loss of Warth Road Playing Fields. Any loss of provision at any site will be replaced in line with National Planning Policy. Requirement for additional primary and secondary school capacity. To retain a significant proportion of the site as open space.
GMA8	Seedfield	140	Proposed loss of playing field land at the Seedfield Centre. Any loss of provision at any site will be replaced in line with National Planning Policy.
GMA9	Walshaw	1,250	Allocation omits Elton Vale Sports Club and Dow Lane Park which are proposed to be protected.

Furthermore, outside of GMSF the Council maintains an interest in the potential to develop the East Lancashire Paper Mill site, one of the few remaining brownfield sites which offer potential for residential development. Previous consideration was given to the potential to develop a sporting hub site within any such scheme, incorporating re-provision of the existing East Lancashire Paper Mill Cricket Club and East Lancashire Paper Mill Bowling Club sites which could in turn be developed upon. The site remains of interest in this regard, and an outline planning application for up to 400 dwellings was submitted in June 2018.

<sup>7</sup> [https://mappinggm.org.uk/gmsf-consultation-2019/#os\\_maps\\_light/10/53.5069/-2.3201](https://mappinggm.org.uk/gmsf-consultation-2019/#os_maps_light/10/53.5069/-2.3201)

# BURY PLAYING PITCH & OUTDOOR SPORT STRATEGY ASSESSMENT REPORT

---

The submitted proposal includes the relocation of East Lancashire Paper Mill Cricket Club and the development of additional playing field within the same scheme<sup>8</sup>.

## *New schools*

With significant housing development in Bury comes an identified need for new and/or extended schools.

Where it is judged that new primary or secondary schools are required to support the proposed allocations, the detail of this is subject to change and when finalised will be set out in planning policies for the GMSF and Local Plan and any supporting master plans.

## **Stage C: Assess the supply and demand information and views**

Supply and demand information gathered within Section B was used to assess the adequacy of playing pitch provision in Bury. It focused on how much use each site could potentially accommodate (on an area by area basis) compared to how much use is currently taking place.

### ***Understand the situation at individual sites***

Qualitative pitch ratings are linked to a pitch capacity rating derived from NGB guidance and tailored to suit a local area. The quality and use of each pitch is assessed against the recommended pitch capacity to indicate how many match equivalent sessions<sup>9</sup> per week (per season for cricket) a pitch could accommodate.

This is compared to the number of matches actually taking place and categorised as follows, to identify:

Potential spare capacity: Play is below the level the site could sustain.	Green
At capacity: Play is at a level the site can sustain.	Yellow
Overused: Play exceeds the level the site can sustain.	Red

### ***Develop the current picture of provision***

Once capacity is determined on a site by site basis, actual spare capacity is calculated on an area by area basis via further interrogation of temporal demand. Although this may have been identified, it does not necessarily mean that there is surplus provision. For example, spare capacity may not be available when it is needed or the site may be retained in a 'strategic reserve' to enable pitch rotation to reduce wear and tear.

Capacity ratings assist in the identification of sites for improvement/development, rationalisation, decommissioning and disposal.

### ***Develop the future picture of provision - scenario testing***

Modelling scenarios to assess whether existing provision can cater for unmet, displaced and future demand is made after the capacity analysis. This will also include, for example, removing sites with unsecured community use to demonstrate the impact this would have

---

<sup>8</sup> <http://pad-planning.bury.gov.uk/NorthgatePublicDocs/00205757.pdf>

<sup>9</sup> A match equivalent session (MES) can be either a match or a training session

# BURY PLAYING PITCH & OUTDOOR SPORT STRATEGY ASSESSMENT REPORT

---

if these sites were to be decommissioned in the future. Scenario testing occurs in the strategy report and therefore does not form part of the assessment report.

## ***Identify the key findings and issues***

By completing Steps 1-5 it is possible to identify several findings and issues relating to the supply, demand and adequacy of playing pitch provision in Bury. This report seeks to identify and present the key findings and issues, which should now be checked, challenged and agreed by the Steering Group prior to development of the Strategy (Section D).

The following sections summarise the local administration of the main grass pitch sports in Bury. Each provides a quantitative summary of provision and a map showing the distribution of facilities. It also provides information about the availability of facilities to/for the local community and, the governing body of each sport and regional strategic plan (where they exist). Local league details are provided in order to outline the competitive structure for each sport. The findings of club consultation and key issues for each sport are summarised.



# BURY PLAYING PITCH & OUTDOOR SPORT STRATEGY ASSESSMENT REPORT

---

## PART 2: FOOTBALL

### 2.1: Introduction

The organisation primarily responsible for the development of football in Bury is Lancashire FA. It is also responsible for the administration, in terms of discipline, rules and regulations, cup competitions and representative matches, development of clubs and facilities, volunteers, referees, coaching courses and delivering national football schemes. There are a number of teams which instead affiliate to Manchester FA, though all teams are considered within the assessment regardless of which County Football Association (CFA) they affiliate to.

This section of the report focuses on the supply and demand for grass football pitches. Part 6 captures supply and demand for third generation pitches (3G pitches) which are the preferred AGP (artificial grass pitch) surface type for football. In future, it is anticipated that there will be a growing demand for the use of 3G pitches for competitive football fixtures, especially to accommodate mini and youth football.

#### ***Local Football Facility Plans (LFFPs)***

To support in delivery of both the current and superseding FA National Games Strategy (NGS), the FA has commissioned a nationwide consultancy project. Over the course of the next two years to spring 2020, a Local Football Facility Plan (LFFP) will be produced for every local authority across England. Each plan will be unique to its area as well as being diverse in its representation.

The LFFP is strategically aligned to the National Football Facilities Strategy (NFFS); a 10-year plan to change the landscape of football facilities in England. The NFFS represents a major funding commitment from the national funding partners (The FA, Premier League, DCMS, Football Foundation) to inform and direct an estimated one billion pounds of investment into football facilities over the next ten years.

Each LFFP will build upon PPS findings (where present and current) regarding the formal and affiliated game, to also include strategic priorities for investment across small sided football (recreational and informal including indoors). The LFFP will also incorporate consultation with groups outside of formal football, as well as underrepresented communities. This could include those which may be key partners with regards to football for behavioural change and groups which may be key drivers of FA NGS priorities around participation in the likes of women and girls football, disability football and futsal.

LFFPs will identify key projects to be delivered and act as an investment portfolio for projects that require funding. As such, around 90% of all national football investment through the funding partners will be identified via LFFPs.

It is important to recognise that a LFFP is an investment portfolio of priority projects for potential investment - it is not a detailed supply and demand analysis of all pitch provision in a local area. Consequently, it cannot be used in place of a PPS and is not an accepted evidence base for site change of use or disposal. A LFFP will however build on available/existing local evidence and strategic plans and may adopt relevant actions from a PPS and/or complement these with additional investment priorities.

The Bury LFFP is planned for summer 2019 and it is important that this PPOSS is updated accordingly through the Stage E process to ensure that it is able to accurately inform the LFFP at that time.

# BURY PLAYING PITCH & OUTDOOR SPORT STRATEGY ASSESSMENT REPORT

---

## ***Consultation***

In addition to face to face consultation with key clubs, an electronic survey was sent to all football clubs playing in Bury and leagues accommodating Bury based teams. Contact details have been provided by Lancashire and Manchester FAs. Consultation (either through a survey or face to face interview) represents a 61% club response rate and 88% team response rate. The results are used to inform key issues within this section of the report. The following clubs and leagues were met with face to face:

### *Clubs*

- ◀ Bury FC Community Trust (Bury FC Boys & Girls)
- ◀ Radcliffe Borough JFC
- ◀ Ramsbottom United JFC
- ◀ Walshaw Sports Club JFC
- ◀ Warth Fold and Redvales Community Sports Club
- ◀ Westbury Sports Club FC

### *Leagues*

- ◀ Rochdale and Bury Sunday Football League
- ◀ Bolton and Bury District Junior Football League (BBDJFL)
- ◀ Rochdale, Bury & District Sunday League (RB&DSL)

## **2.2: Supply**

The audit identifies a total of 177 grass football pitches across 60 sites in Bury, however, 164 pitches across 51 sites are identified as being available for community use on some level<sup>10</sup>, whilst 13 pitches across nine sites are unavailable for community use.

---

<sup>10</sup> During the 2017/18 season

# BURY PLAYING PITCH & OUTDOOR SPORT STRATEGY ASSESSMENT REPORT

Figure 2.1: Map of sites with football pitch provision within Bury

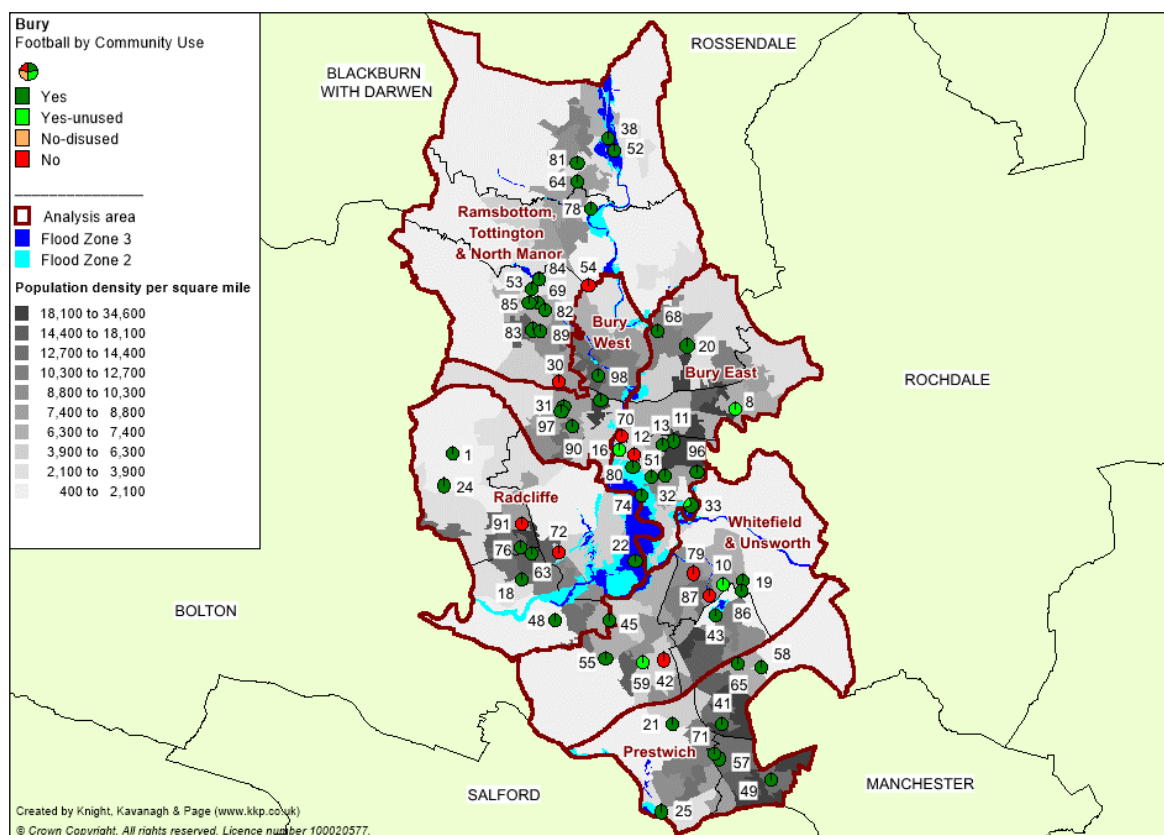


Table 2.1: Summary of grass pitches available for community use

Analysis area	Pitch type					Total
	Adult	Youth 11v11	Youth 9v9	Mini 7v7	Mini 5v5	
Bury East	14	12	10	6	5	47
Bury West	4	2	2	5	1	14
Prestwich	8	5	2	3	5	23
Radcliffe	12	3	5	6	6	32
RT&NM	5	7	5	11	1	29
Whitefield & Unsworth	5	6	5	1	2	19
<b>Total</b>	<b>48</b>	<b>35</b>	<b>29</b>	<b>32</b>	<b>20</b>	<b>164</b>

Most available pitches in Bury (29%) are adult sized which is, in part, due to youth 11v11 teams playing on adult pitches. This is not ideal for youth players at U13-U16 and is not in line with the recent FA Youth Review. Just 35 available pitches are youth 11v11 sized representing 21% of the available supply in Bury which is low in relation to the proportion of youth teams (93 teams – 26% of all teams) which should be playing matches on this sized pitch.

# BURY PLAYING PITCH & OUTDOOR SPORT STRATEGY ASSESSMENT REPORT

In accordance with the FA Youth Review, U17 and U18 teams can play on adult pitches. The FA's recommended pitch size for adult football is 100x64 metres. Please refer to the table below for more detail:

Table 2.2: FA recommended grass/3G pitch sizes

Age group	Playing format	Recommended pitch dimensions (metres excluding run offs)	Recommended pitch dimensions (metres including run offs)
Mini-Soccer U7/U8	5v5	37x27	43x33
Mini-Soccer U9/U10	7v7	55x37	61x43
Youth U11/U12	9v9	73x46	79x52
Youth U13/U14	11v11	82x50	88x56
Youth U15/U16	11v11	91x55	97x61
Youth U17/U18	11v11	100x64	106x70
Over 18/Adult	11v11	100x64	106x70

## Disused sites/lapsed sites

There are a number of disused or lapsed playing field sites which previously accommodated football pitch provision (detailed fully in Part 1: Introduction and Methodology). They are:

- ◀ Barlow Recreation Ground
- ◀ Boz Park
- ◀ Grundy Playing Fields
- ◀ Ramsbottom Baths Playing Fields
- ◀ Besses Playing Field (Victoria Park)
- ◀ Elms Playing Field
- ◀ Hawkshaw Playing Fields

## Unmarked sites

In addition to disused and lapsed, there are three sites, which were not marked as formal pitches for the 2017/18 season, these are;

- ◀ Bury Road Playing Fields
- ◀ Hoyles Park
- ◀ Broad Oak Playing Fields

Broad Oak Playing Fields has previously accommodated two youth 11v11 pitches and is currently under a self-management agreement from the Council to Phoenix FC until 2037. According to 2017/18 affiliation data there is no club accessing the site and there are no formal pitches marked out. The Club last affiliated for the 2015/16 season.

Hoyles Park has previously hosted a youth 11v11 and youth 9v9 and is under a self-management agreement from the Council to Hoyles Sports Club until 2019. Similarly, according to 2017/18 affiliation data there is no club accessing the site and there are no formal pitches marked out according to non-technical site assessments.

# BURY PLAYING PITCH & OUTDOOR SPORT STRATEGY ASSESSMENT REPORT

---

## *New pitches*

A new adult pitch is being created at the front of Elton High School building which is being funded by the Education Funding Agency as part of the School rebuild. Further to this, the School has temporarily lost one of its two pitches to the rear of the site as it is being utilised for construction. The new pitch is to have purpose-built drainage and will be made available for community use (from the beginning of the 2018 season); however, the remaining two pitches at the rear will remain unavailable due to their poor quality.

Elms Bank Specialist School is to bring back its playing field land as part of a building extension application. As part of this a community use agreement was submitted in 2015, however, no formal football pitch or community use of the site has been identified.

Woodhey High School reports aspirations to convert one of its rugby union pitches into a dedicated football pitch.

## **Loss of provision**

Radcliffe Borough JFC currently use pitches at Close Park which has two adult, one youth 11v11, two youth 9v9, three mini 7v7 and three mini 5v5 pitches marked. All Radcliffe Borough JFC teams (28 in total) use the site, however one mini 5v5 and one mini 7v7 are unusable the vast majority of the winter as they are flooded.

Close Park has suffered from historical flooding and the Environment Agency is proposing flood defence works which may have a direct impact on the football provision. Planning application has been submitted which will see the loss of some playing field land and result in the permanent relocation of adult teams and temporary relocation of all teams during construction. Key stakeholders are considering three options to relocate teams including bring back into use disused site Radcliffe Leisure Centre. The pavilion onsite at Close Park will not be affected by any development.

Seedfield Sports Club JFC reports it is in early dialogue with the Council regarding its current home site Seedfield Sports Club. The former school site and its playing field land have been identified by the Council as potential for housing development. If this were to be progressed, all demand (12 teams) would need to be relocated.

Although not recorded as being formerly marked for sport, Warth Fold Playing Field is used recreationally for football by Warth Fold & Redvales Community Sports Club and used formally for rounders by the Bury Rounders League. The site is potentially at risk under proposals in Draft GMSF to facilitate development of new relief road linked to potential housing allocation at Elton Reservoir Area.

Similarly, Boz Park Public is not formally marked for sport and is currently being used as open space off Tonge Close which presently accommodates a MUGA. The site has been identified as potential to be lost as part of the Northern Gateway proposals. A recent change has been to look at creating an access road into the site from Tonge Close which would possibly result in loss of a small part of the park. Any provision lost is to be replaced within the site.

## **Security of tenure**

In total 44 teams (12%) currently access school pitches for competitive fixtures in Bury. Schools and academies generally state their own hire policies and are more likely to restrict

# BURY PLAYING PITCH & OUTDOOR SPORT STRATEGY ASSESSMENT REPORT

---

levels of community use. In total, nine educational providers do not allow community use of some or all of their pitches with the majority of these accommodating mini or youth football.

Bury Church of England High School does not currently allow community use of its pitches at the weekend due to the fact it has limited amounts of staffing available at this time period. It is currently in the process of procuring an external lettings agency to increase the amount of community availability of all sporting facilities which will include its two youth 11v11 pitches.

St Gabriel's RC High School pitches are also unavailable for community use; however, this is due to their poor quality. The School has a considerable amount of playing field on site which drains poorly and remains waterlogged for extended periods of time. It has previously allowed the pitches to be available for community use and would reconsider making them available again if it could find the relevant funding streams to improve pitch quality.

Correspondingly, Elton High School does not allow its pitches to be used by the community as they are of such poor quality. It prioritises their use for curricular and extracurricular purposes; however, as the pitches drain poorly it often cannot use them for extended periods of time.

Prestwich FC has a community use agreement with Prestwich Arts College for the use of Heys Road. It has aspirations to develop both the pitches and ancillary facilities on site, however, reports this is dependent on managing to secure a long-term lease agreement in order to access relevant grant funding.

The majority of teams in Bury either rent, lease or self-manage sites which are owned by the Council. Both Wellington Barracks and Ainsworth Hall Road (Bankfield Playing Fields) are leased to Westbury FC and Ainsworth FC, respectively. The former site is leased until 2041 whereas the latter is leased until 2038; therefore, both sites are deemed as secure. The following clubs report aspirations to lease their sites similar to Westbury FC and Ainsworth FC:

- ◆ Ramsbottom United JFC (Top Park and Waterside Road Playing Fields)
- ◆ Radcliffe Borough JFC (Close Park)
- ◆ Goshen Sports Centre (Bury FC Community Trust)
- ◆ Radcliffe Town (King George V Playing Fields Outwood)

Until a lease agreement can be negotiated the above clubs are arranging self-management agreements with the Council.

## *Self-management agreements (SMA)*

Bury Council introduced self-management agreements *circa* 2000, in order to offer sports clubs greater independence through managing their own facilities. SMAs are akin to a licence agreement, offering clubs long term use of a site for which it is responsible for all maintenance and upkeep, except for where the Council retains a commitment for basic grass cutting. SMAs offer clubs exclusive access and management but due to the need to retain access as public open space they offer security of access rather than security of tenure. In total 21 clubs in Bury currently either hold or are in the process of finalising a SMA at the following sites.



# BURY PLAYING PITCH & OUTDOOR SPORT STRATEGY ASSESSMENT REPORT

Table 2.3: Summary of self-management agreements in Bury

Site ID	Site name	Analysis area	Club name	Comments
7	Broad Oak Lane Fields	Bury East	Phoenix FC <sup>11</sup>	SMA till 2037
13	Cams Lane Sports Ground	Radcliffe	Mace FC	Unknown
20	Clarence Park	Bury East	Hoyle's Sports Club	SMA till 2019
33	Goshen Sports Centre	Bury East	Bury FC Community Trust	Draft SMA
51	Manchester Road Playing Field (Redvales PF)	Bury East	Warth Fold Sports Club	Draft SMA
63	Redbank Playing Fields	Radcliffe	Radcliffe JFC	SMA till 2041
68	Seedfield Sports Club	Bury East	Seedfield Sports Club	SMA expired 2017
93	King George V Playing Fields (Elton)	Bury West	Walshaw Sports Club	Draft SMA
21	Clifton Road	Prestwich	Prestwich Marauders FC	Draft SMA
25	Drinkwater Park	Prestwich	Bury Amateurs FC	SMA till 2019
65	Sandgate Road Playing Fields	Prestwich	Prestwich Marauders FC	Draft SMA
71	St Marys Park	Prestwich	Prestwich Marauders FC	Draft SMA
22	Close Park	Radcliffe	Radcliffe Borough JFC	SMA till 2019
24	Dobbies Sports and Social Club Pitches	Radcliffe	AFC Dobbies	SMA till 2024
78	Waterside Road Playing Fields	RT&NM	Ramsbottom United JFC	SMA till 2037
45	Hollinhurst Playing Fields	Radcliffe	MPG FC	SMA till 2041
48	King George V Playing Fields (Outwood)	Radcliffe	Radcliffe Town FC	SMA till 2025
52	Nuttall Park	RT&NM	Woodbank JFC	Draft SMA
81	Top Park	RT&NM	Ramsbottom United JFC	SMA till 2037
85	Town Meadow	RT&NM	Walshaw Sports Club Juniors	SMA till 2022
43	Hillock Playing Fields	Whitefield & Unsworth	Unsworth JFC	15-year SMA

Sites which have a draft SMA or SMA with less than three years remaining are classified as unsecure.

Licenses are generally applicable to sites where public access must continue to be retained without boundary or being obstructed, most often applicable in the case of parks which serve other functions as well as sport. Where a license is in place, this is not sufficient to meet the criteria of most large-scale capital grant funding streams and thus the landowner (the Council in the case of most parks sites) would need to act as the lead applicant in partnership with the site user club or group.

<sup>11</sup> Consultation with Lancashire indicates the Club has folded as it last affiliated for the 2015/16 season.

# BURY PLAYING PITCH & OUTDOOR SPORT STRATEGY ASSESSMENT REPORT

Most clubs lack the capacity to generate revenue to invest in pitch maintenance and remedial work to the level and standard required, whilst this is further compounded by poor quality ancillary provision. Ultimately, the shift of responsibility from the Council to clubs and lack of capital investment into football sites in Bury due to the nature and terms of existing SMAs in place at key sites has contributed critically and most significantly to the condition and quality of football facilities across the Borough.

## ***Pitch quality***

The quality of football pitches in Bury has been assessed via a combination of non-technical assessments (as determined by The FA) and user consultation to reach and apply an agreed rating. Percentage parameters used for the non-technical assessments were as follows;

- ◆ Poor = 0-49.9%
- ◆ Standard = 50-79.9%
- ◆ Good = 80%+

As such, each pitch within Bury has a quality rating of good, standard or poor.

Pitch quality is primarily influenced by the carrying capacity of the site; often pitches are over used and lack the required routine maintenance work necessary to improve drainage and subsequent quality. It is likely that pitches which receive little to no on-going repair or post-season remedial work will be assessed as poor, therefore limiting the number of games able to take place each week without it having a detrimental effect on quality. Conversely, well maintained pitches which are tended to regularly are likely to be of a higher standard and capable of taking a number of matches without a significant reduction in surface quality.

*Table 2.4: Summary of football pitch quality (community use pitches)*

Pitch type	Good	Standard	Poor
Adult	5	25	18
Youth 11v11	-	20	15
Youth 9v9	1	15	13
Mini 7v7	-	23	9
Mini 5v5	-	11	9
<b>Total</b>	<b>6</b>	<b>94</b>	<b>64</b>

The pitch quality ratings determined through a combination of non-technical assessments and user feedback show most pitches (57%) available for community use are rated as standard quality, with 39% rated as poor and only six pitches as good, equating to just 4%.

One of the reasons for the lack of good quality pitches in the authority is due to the fact many playing sites are vulnerable and subject to flooding due to their location on floodplains adjacent to the River Irwell. This has a significant impact on pitch quality and availability for use, often rendering pitches unplayable for months over the winter period.

## BURY PLAYING PITCH & OUTDOOR SPORT STRATEGY ASSESSMENT REPORT

The following sites received non-technical assessments of good quality which have been lowered to standard quality following consultation with the clubs playing at the sites:

- ◀ Close Park (Radcliffe Borough JFC)
- ◀ Sandgate Road Playing Fields (Prestwich Heys FC)
- ◀ Top Park (Ramsbottom United JFC)
- ◀ Wellington Barracks Playing Fields (Westbury Sports Club)

Although these sites receive dedicated amounts of pitch maintenance from the respective clubs such as annual aeration, sand dressing, fertilising and weed killing, due to the pitches draining poorly the overall quality has been decreased to standard.

Specific comments from clubs relating to the pitch conditions at individual sites can be seen in the table below.

*Table 2.5: Summary of pitch quality comments*

Site ID	Site name	Club name	Comments
1	Ainsworth Hall Road (Bankfield Playing Fields)	Ainsworth FC	Unauthorised access from motorbikes affecting pitch quality.
24	Dobbies Sports and Social Club	AFC Dobbies	Club reports issues unauthorised access and damage caused to the playing surfaces.
45	Hollinhurst Playing Fields	Radcliffe Boys FC	Unauthorised access from motorbikes affecting pitch quality. The Club report pitch drainage at King George V Playing Fields was damaged by contractors working for United Utilities in 2010 and it has not been effective since.
48	King George V Playing Fields	Radcliffe Town FC	Unauthorised access from motorbikes and horse riders affecting pitch quality. Drains are not working affectively meaning pitches become waterlogged.
51	Manchester Road Playing Fields	Holy Cross College	Issues with dog fouling and litter on the pitches.
64	Ripon Hall Avenue Recreation Land	Brandlesholme Warriors JFC	Unauthorised access from motorbikes affecting pitch quality.
69	St Annes	Tottington United	Issues with unauthorised use of the pitch for informal games.
81	Top Park	Ramsbottom United JFC	Pitch suffers from subsidence and as a result poor quality drainage.

## BURY PLAYING PITCH & OUTDOOR SPORT STRATEGY ASSESSMENT REPORT

Of the clubs which responded to consultation, 68% (21 clubs) indicate pitch quality has worsened since the previous season. One of the main reasons cited by clubs for a decline in pitch quality is related to reports of limited pitch maintenance or a lack of available funds to carry out appropriate maintenance. This is in direct correlation to many clubs having SMAs across the authority. Other reasons cited for the decline in pitch quality include:

- ◀ Over marked pitches
- ◀ Uneven and hard surfaces
- ◀ Overplay in bad weather
- ◀ Casual use
- ◀ Unauthorised usage i.e. quads and motorbikes usage
- ◀ Dog fouling/litter
- ◀ Lack of investment and limited maintenance including infrequent grass cutting
- ◀ Lack of remedial work i.e. seeding
- ◀ Adult matches churning up pitches before afternoon youth games

The table below identifies all the clubs and their sites which indicated through consultation a need to improve the drainage on the pitches they use.

*Table 2.6: Summary of club identified sites which have poorly draining pitch/s*

Site ID	Site name	Analysis area	Club name
31	Elton Vale Sports Club	Bury West	Elton Vale FC
41	Heys Road	Prestwich	Prestwich FC
43	Hillock Playing Fields	Whitefield & Unsworth	Unsworth JFC
45	Hollinhurst Playing Fields	Radcliffe	MPG FC and Radcliffe Boys FC
48	King George V Playing Fields	Radcliffe	Radcliffe Town FC
55	Old Standians AFC (Ringley Road)	Whitefield & Unsworth	AFC Dobbies
64	Ripon Hall Avenue Recreation Land	RT&NM	Brandlesholme Warriors JFC
65	Sandgate Road Playing Fields	Prestwich	Prestwich Heys FC
69	St Annes	RT&NM	Tottington United FC
81	Top Park	RT&NM	Ramsbottom United JFC
86	Unsworth Cricket Club	Whitefield & Unsworth	FC Unsworth
89	Walshaw Sports Club	RT&NM	Walshaw Sports Club Seniors FC

The only club in the above table which has currently secured funding is Walshaw Sports Club Seniors. The Club reports it has partial grant funding from Viridor (Waste Disposal Company) and will self-fund the remaining capital needed to complete the works.

In an attempt to obtain funding to improve pitch quality several clubs in Bury have had a report completed as part of the FA Pitch Improvement Programme (PIP).

# BURY PLAYING PITCH & OUTDOOR SPORT STRATEGY ASSESSMENT REPORT

---

## ***FA Pitch Improvement Programme (PIP)***

With quality of grass pitches becoming one of the biggest influences on participation in football, the FA has made it a priority to work towards improving quality of grass pitches across the country. This has resulted in the creation of the FA Pitch Improvement Programme (PIP). As part of the PIP, grass pitches identified as having quality issues undergo a pitch inspection from a member of the Institute of Groundsmanship (IOG).

Across Bury there are 11 sites which have received an assessment as part of the PIP process. This is a considerable amount, equating to 23% of all community available football pitch sites across the Borough. Factors such as the aforementioned topography of outdoor pitch facilities and their vulnerability to flooding, accompanied with clubs carrying out limited amounts of maintenance due to the fact they are under a SMA, has factored into why there are a such a large number of sites considered to require improving in quality. The table overleaf summarises all current PIP reports in Bury.

## BURY PLAYING PITCH & OUTDOOR SPORT STRATEGY ASSESSMENT REPORT

Table 2.7: Summary of PIP reports across Bury

Site ID	Site name	Analysis area	Club name	Date of Visit (Follow up Visit)	Number of Postponed in previous 12 months	Pitch/s condition	Short term recommendations	Long term recommendations
21	Clifton Road	Prestwich	Prestwich Marauders FC	25/07/2016	Approximately four matches.	Limited maintenance appears to be taking place on the pitches.	Pitches require de-compaction on an annual basis. During the play season regular slitting every two weeks.	An intensive maintenance schedule is required with the correct machinery and equipment managed by trained and motivated ground staff including de-compaction, fertiliser application and seeding.
25	Drinkwater Park	Prestwich	Bury Amateur AFC	25/02/2016	Limited play Nov-Feb due to unfit pitch/s.	Pitches are in a poor condition and receive basic amount of maintenance. The Club currently has no maintenance equipment.	Pitches require de-compaction on an annual basis. During the play season regular slitting every two weeks.	Pitches require weekly mowing and aeration programme with more suitable equipment should be employed. An annual renovation of the pitches should be carried out after the season has finished.
31	Elton Vale Sports Club	Bury West	Elton Vale FC	12/02/2016	Limited play Nov-Feb due to unfit pitch/s.	The pitch appears to receive limited maintenance to date; however, it can be improved with additional work. The Club currently has limited maintenance equipment.	Pitches require de-compaction on an annual basis via deep tine aeration. It is recommended volunteers from the Club are nominated for football pitch maintenance training.	Pitches require weekly mowing and aeration programme with more suitable equipment should be employed. An annual renovation of the pitches should be carried out after the season has finished. The Club should look at investing in more suitable maintenance machinery.
45	Hollinhurst Playing Fields	Radcliffe	Radcliffe Boys FC	-	Limited play Nov-Feb due to unfit pitch/s.	There are limited maintenance plans in place; mowing & marking as & when required. The Club currently has limited maintenance equipment.	Pitches require de-compaction on an annual basis via deep tine aeration. It is recommended volunteers from the Club are nominated for football pitch maintenance training.	Pitches require weekly mowing and aeration programme with more suitable equipment should be employed. An annual renovation of the pitches should be carried out after the season has finished. The Club should look at investing in more suitable maintenance machinery.
48	King George V Playing Fields	Radcliffe	Radcliffe Town AFC	22/02/2016	Approximately 60 matches	Limited maintenance of the football pitches has been undertaken to date, but the pitches can be improved if some additional work is undertaken. Maintenance is carried out by the Council.	Pitches require de-compaction on an annual basis via deep tine aeration. It is recommended volunteers from the Club are nominated for football pitch maintenance training.	Pitches require weekly mowing and aeration programme with more suitable equipment should be employed. An annual renovation of the pitches should be carried out after the season has finished. If the Club is looking to bring the maintenance of the pitches in house it would need to acquire relevant maintenance equipment.
52	Nuttall Park	RT&NM	Woodbank Junior FC	6/09/2016	Limited play Nov-Feb due to unfit pitch/s.	Some maintenance and renovation to the pitches has taken place. There is also a surface drainage system in place; however, pitches can be improved with additional work.	Pitches require de-compaction on an annual basis via deep tine aeration. It is recommended volunteers from the Club are nominated for football pitch maintenance training.	Pitches require weekly mowing and aeration programme with more suitable equipment should be employed. An annual renovation of the pitches should be carried out after the season has finished. The Club does have a tractor and rotary deck to maintain the pitches but it is recommended to invest in more machinery to improve pitch quality further.
65	Sandgate Road Playing Fields	Prestwich	Prestwich Heys FC	-	Limited play Oct-March due to unfit pitch/s.	Limited maintenance of the football pitch has been undertaken to date. The club has limited equipment at present to maintain the pitch.	Pitches require de-compaction on an annual basis. During the play season regular slitting every two weeks.	Pitches require weekly mowing and aeration programme with more suitable equipment should be employed. An annual renovation of the pitches should be carried out after the season has finished. It is recommended the Club invest in better more effective maintenance equipment to improve pitch quality.
81	Top Park	RT&NM	Ramsbottom United JFC	16/03/2016	Limited play Nov-Feb due to unfit pitch/s.	The pitches are in poor condition. A limited maintenance plan is in place; it is marked out as and when required by the club.	Pitches require de-compaction on an annual basis. During the play season regular slitting every two weeks.	Pitches require weekly mowing and aeration programme with more suitable equipment should be employed. An annual renovation of the pitches should be carried out after the season has finished. The Club should look at investing in more suitable maintenance machinery.
				(19/05/17)	-	Pitches are in a slightly improved condition; however, the Club aims to continue improvements since acquiring relevant maintenance equipment.	Regular mowing has commenced. The Club has recently purchased maintenance equipment to improve pitch quality.	Since maintenance equipment has been purchased introduce and annual maintenance programme, post season work and de-compaction.



**BURY PLAYING PITCH & OUTDOOR SPORT STRATEGY  
ASSESSMENT REPORT**

Site ID	Site name	Analysis area	Club name	Date of Visit (Follow up Visit)	Number of Postponed in previous 12 months	Pitch/s condition	Short term recommendations	Long term recommendations
85	Town Meadow	RT&NM	Walshaw Sports Club JFC	12/02/2016	Limited play Nov-Feb due to unfit pitch/s.	Limited maintenance of the football pitch has been undertaken to date. The club has limited equipment at present to maintain the pitch.	Pitches require de-compaction on an annual basis via deep tine aeration. It is recommended volunteers from the Club are nominated for football pitch maintenance training.	Pitches require weekly mowing and aeration programme with more suitable equipment should be employed. An annual renovation of the pitches should be carried out after the season has finished. It is recommended the Club invest in better more effective maintenance equipment to improve pitch quality.
90	Wellington Barracks Playing Field	Bury West	Westbury Sports Club FC	20/10/2016	20 + matches	Some maintenance and renovation to the pitches has taken place. There is also a surface drainage system in place; however, pitches can be improved with additional work.	Pitches require de-compaction on an annual basis via deep tine aeration. It is recommended volunteers from the Club are nominated for football pitch maintenance training.	Pitches require weekly mowing and aeration programme with more suitable equipment should be employed. An annual renovation of the pitches should be carried out after the season has finished. The Club does have a tractor and rotary deck to maintain the pitches but it is recommended to invest in more machinery to improve pitch quality further.
96	Lower Gigg Playing Fields	Bury East	Bury Allstars FC	-	-	Limited maintenance of the football pitch has been undertaken to date. Site suffers from waterlogging throughout the winter.	It is very important that there is a proactive approach and not reaction (postponing games when heavy rain is forecast is a proactive way of protecting the pitch and will give more playability).	There is a need for aeration and de-compaction during the playing season as it is very important and allows the surface water to drain and will aid grass growth.

# BURY PLAYING PITCH & OUTDOOR SPORT STRATEGY ASSESSMENT REPORT

---

## ***Over marked pitches***

Over marking of pitches is an issue at some sites in Bury, with youth 9v9 pitches often marked into the middle of adult or mini pitches marked onto adult or youth pitches. Some are regularly subject to youth and mini play followed by adult and youth play. This sustained and intense use over short periods of time can impact on pitch quality and allows little time for the surface to rest and recover. Use of smaller pitches marked within larger pitches typically causes focused and specific wear due to the high traffic on certain overlapping areas such as the middle third of adult pitches. Clubs use over marked pitches at Top Park (Ramsbottom United JFC) and Dobbies Sports and Social Club Pitches (AFC Dobbies). The former site has a youth 11v11 pitch over marked with a youth 9v9 and two mini 7v7 pitches, whereas, the latter site has a pitch over marked by a youth 9v9.

There are some football pitches in Bury which are marked onto or overlapping cricket outfields, which can create availability issues at multi-sport sites as the cricket season begins in April when the football season is still ongoing and the football season begins in August as cricket fixtures are still being played. The following sites have football pitches over marked onto cricket outfield:

- ◀ Tottington St Johns
- ◀ Walshaw Sports Club
- ◀ Unsworth Cricket Club

## ***Ancillary facilities***

Almost half (47%) of all sites which host football provision across Bury operate through self-management agreements (SMAs); meaning clubs are responsible for all the maintenance and upkeep of both pitch provision and accompanying ancillary facilities. As mentioned, SMAs do not satisfy criteria required to secure large scale capital grants or external funding therefore ancillary facilities at SMAs are generally poor quality or in need of modernisation. Through a combination of non-technical site assessments and club consultation the following sites which are under SMAs have poor quality ancillary facilities:

- ◀ Manchester Road Playing Field
- ◀ Hollinhurst Playing Fields
- ◀ King George V Playing Fields (Outwood)
- ◀ Seedfield Sports Club

Anecdotal evidence suggests several clubs have attempted to acquire relevant funding streams to improve the quality of their ancillary facilities and have not been able to due to their current SMAs. In particular Radcliffe Borough JFC reports aspirations to enhance changing provision to encourage female participation at Close Park, however, it only has one year remaining on its SMA and therefore does not have the secured tenure needed to access potential capital.

In addition to the aforementioned sites with poor quality provision, there is a total of five sites across Bury which are not serviced by changing rooms:

- ◀ Clifton Road
- ◀ Heys Road
- ◀ St Marys Park
- ◀ Waterside Road Playing Fields
- ◀ Town Meadow

## BURY PLAYING PITCH & OUTDOOR SPORT STRATEGY ASSESSMENT REPORT

Specific comments received from clubs during consultation relating to the condition of ancillary facilities can be seen in the table below.

*Table 2.8: Summary of ancillary facilities quality comments*

Site ID	Site name	Club name	Comments
1	Ainsworth Hall Road (Bankfield Playing Fields)	Ainsworth FC	Club reports issues with vandalism on site including graffiti, damage to dug outs and changing rooms.
16	Bury Grammar School Boys Playing Fields	Bury Grammar School Old Boys FC	Site suffered from vandalism and broken equipment.
24	Dobbies Sports and Social Club	AFC Dobbies	Club reports issues with clubhouse graffiti within the previous year.
48	King George V Playing Fields	Radcliffe Town FC	Club reports changing provision is poor quality and inadequate.
53	Redbank Playing Fields	Radcliffe Junior FC	Club reports issues with clubhouse vandalism, within the previous year.
65	Sandgate Road Playing Fields	Prestwich Heys AFC	Club reports site suffers from occasional vandalism.
81	Top Park	Ramsbottom Untied JFC	Club reports issues with clubhouse vandalism within the previous year.
89	Walshaw Sports Club	Walshaw Sports Club Senior FC	Club reports an on-going problem with minor damages of the building through vandalism.

A new clubhouse is planned to be built at Bury Grammar School Boys Playing Fields within the next two years which will also service Bury Grammar School Old Boys FC. The Club reports funding has been obtained for the development from internal fundraising at the School. Its current facilities are standard quality, having recently suffered from vandalism and broken equipment.

As mentioned earlier Prestwich FC, dependant on securing a long-term lease for Heys Road, has ambitions to improve the quality of its pitches and ancillary facilities. The Club states that current facilities are limiting its potential growth and cause issues regarding youth welfare.

Ainsworth FC reports it has a development plan to upgrade changing facilities at Ainsworth Hall. As mentioned in the table above, the site suffers from vandalism with reported damage to ancillary facilities in the previous year. The Club states that onsite facilities are poor quality as a result.

Westbury Sports Club FC has aspirations to rebuild ancillary facilities at Wellington Barracks Playing Fields. The current building is extremely basic and is in need of modernisation. The Club reports it is in initial dialogue with Lancashire FA regarding its plans to increase from three changing rooms to four and to refurbish the remaining building. As part of the process it wants to make facilities more user friendly for women and girls in order to encourage participation.

# BURY PLAYING PITCH & OUTDOOR SPORT STRATEGY ASSESSMENT REPORT

## *Car parking*

Through consultation, several clubs indicate the following sites do not have adequate car parking facilities for the number of teams accessing them:

- ◀ Heys Road
- ◀ Hollinhurst Playing Fields

## *FA's Safeguarding Operating Standards*

Lancashire FA is now required to comply with FA safeguarding operating standards. As part of this, LFA recognises and advocates all football pitches require, as a minimum, access to toilet facilities for players for safeguarding and health & safety purposes. Furthermore, it is expected that pitch providers work in partnership with site users to ensure that the associated changing room and toilet requirements are accessible. Though LFA strives to obtain this as a minimum requirement across its administrative areas, it is key to acknowledge that it does not have ownership or influence over all sites used for affiliated football and whilst it is able to influence and support site provision through partnership working (especially with local authorities), it is not directly able to do so at all sites such as those which may be privately operated.

It should be noted that any partnership with a local authority is dependent on subsidies available at any given moment in time. Often any potential funding from a local authority is limited due to restrictions in available finances from budget constraints.

## **2.3: Demand**

In total there are 358 teams identified as playing competitive football matches within Bury. This is made up of 58 men's, three women's, 155 youth boys', 23 youth girls' and 119 mini soccer teams.

*Table 2.9: Summary of competitive teams currently based in Bury*

Analysis area	Number of teams playing					Total
	Adult	Youth 11v11	Youth 9v9	Mini 7v7	Mini 5v5	
Bury East	18	49	23	19	8	<b>117</b>
Bury West	4	12	6	5	5	<b>32</b>
Prestwich	10	14	5	11	11	<b>51</b>
Radcliffe	22	18	11	13	16	<b>80</b>
RT&NM	6	17	10	16	8	<b>57</b>
Whitefield & Unsworth	1	9	4	4	3	<b>21</b>
<b>Total</b>	<b>61</b>	<b>119</b>	<b>59</b>	<b>68</b>	<b>51</b>	<b>358</b>

Of the teams identified as playing matches in Bury, the vast majority (352 teams) are recorded as consistently playing home matches on grass pitches during 2017/18 season. The remaining six teams are recorded as playing on 3G pitches according to the FA affiliation data 2017/18 season. This is understandably low due to the fact there are no full size 3G pitches within the Borough.

## BURY PLAYING PITCH & OUTDOOR SPORT STRATEGY ASSESSMENT REPORT

Increases in the number of mini teams does not always lead to an increase in adult teams because nationally and locally there has been a trend of 11 aside adult men's teams decreasing due to players opting to play small sided versions of the game or choosing to drop out of the sport altogether. The way in which people, especially adult men, want to play football is changing. People want to be able to fit it in to their busy lifestyle and the small sided formats and shorter games allow players to do this without giving up their weekends. If this trend continues there is likely to be an increase in demand for 3G pitches.

Clubs that responded to consultation were asked whether there had been a change in the number of teams over the previous three years. The response rates for those that answered this question can be seen in the table overleaf.

*Table 2.10: Change in the number of teams over the previous three years*

Team type	Clubs response		
	Increased	Decreased	Stayed the same
Adult	3%	44%	53%
Youth	29%	12%	59%
Mini	34%	13%	53%

The highest increase in teams is seen at mini soccer, with 34% of clubs reporting an increase over the last three years, whereas 29% of clubs report an increase in youth teams. The 44% decrease in adult football is particularly relevant as it agrees with national trends, with most local authorities reporting an overall reduction in adult participation. It must be noted, however, that these figures do not include numerous adult only clubs that have folded during this time frame.

### ***Bolton and Bury District Junior Football League (BBDJFL)***

The Bolton and Bury District Junior Football League (BBDJFL) is a large mini and youth football league which encompasses Bury football clubs.

The League is in the second year of a three-year pilot for summer football league which has been approved by the Lancashire FA. The pilot involves Bury clubs and is based on a home and away structure, instead of using a central venue, in order to increase the number of teams accessing grass pitches. Although this is the preferred option for the League, it is open to using central venues based upon continued consultation from participating clubs. Ages for teams are between U7s (Mini 5v5) to U11s (Youth 9v9) with the season taking place between March and October. If the pilot is successful it is looking to formally move all U7s through till U11s to summer football. Across Bury the following sites are used by clubs for summer football:

- ✦ Goshen Sports Centre (Bury FC Boys & Girls FC)
- ✦ Lower Gigg Playing Fields (Bury Allstars FC)
- ✦ Nuttall Park (Woodbank JFC)
- ✦ St Marys Park (Prestwich Marauders FC)
- ✦ Top Park (Ramsbottom United Junior FC)

All of the above sites, apart from Nuttall Park, are used for both winter and summer football for U7s through to U11s which creates issues regarding pitch maintenance and quality. This is a particular problem within Bury as many pitches in the winter suffer from poor drainage meaning they are unable to receive any type of remedial work as maintenance equipment cannot actually go onto the pitch without risking deteriorating its quality further.

# BURY PLAYING PITCH & OUTDOOR SPORT STRATEGY ASSESSMENT REPORT

---

In comparison, the same pitches become accessible in the summer when weather conditions are more favourable and as a result are accessed for summer football. Pitches which are accessed for both summer and winter football will be analysed separately later in the section. This means some pitches are used by teams throughout the year will have less time for maintenance and recuperation.

BBDJFL to address this issue will be using pitches on a rotational basis in order for each pitch to receive dedicated maintenance, however, the rotation of pitches and maintenance will still be at each clubs' discretion.

It should be noted none of the aforementioned sites are used for summer sports, such as cricket or rugby league. Therefore, there is no conflict between winter and summer playing seasons for different sports.

## ***Rochdale, Bury & District Sunday League (RB&DSL)***

At the start of the 2017/18 season the Rochdale and District Sunday League merged with the Bury and District Sunday Football League to form the RB&DSL. The two leagues amalgamated due to declining adult team participation particularly from the Bury and District Sunday Football League. The RB&DSL currently has four divisions with a total of 38 teams and has aspirations to increase this for next season.

## ***Bury FC Community Trust***

Bury FC Community Trust is currently based at Goshen Sports Centre. The Trust reports it does not have a long-term arrangement in place and has been in dialogue with the Council in an attempt to secure a lease or self-management agreement. It has aspirations to acquire secure tenure of the site in order to gain access to relevant funding streams to improve pitch quality and create a full size floodlit 3G pitch.

The Trust has substantial demand utilising pitch provision at Goshen Sports Centre including six teams from its football college (education), 46 teams from its community football club (Bury FC Boys & Girls) as well as running several community football programmes such as the Premier League Girls Programme and Premier League Primary Stars. As a result, it has a large expenditure for accessing 3G provision to meet its training demand requirements across the Borough. Furthermore, the Trust accesses smaller side 3G pitches at Playfootball/Bury College for its walking football and disability teams.

It wants to bring all this demand to Goshen Sports Centre and believes the creation of a full size floodlit 3G pitch would be able to accomplish centralising its community and training demand whilst also reducing its outflow.

In cohesion with its aspirations for onsite 3G provision it also wants to improve the quality of the accompanying grass pitches on site. To assist in this matter, it has recently requested a PIP assessment in order to fully understand the necessary maintenance and drainage requirements needed to improve pitch quality.

# BURY PLAYING PITCH & OUTDOOR SPORT STRATEGY ASSESSMENT REPORT

## ***National League System***

The National League System is a series of interconnected leagues for adult men’s football clubs in England. It begins below the football league (the National League) and comprises of seven steps, with various leagues at each level and more leagues lower down the pyramid than at the top. The system has a hierarchical format with promotion and relegation between the levels, allowing even the smallest club the theoretical possibility of rising to the top of the system.

Clubs within the step system must adhere to ground requirements set out by the FA. The higher the level of football being played the higher the requirements. Clubs cannot progress into the league above if the ground requirements do not meet the correct specifications. Ground grading assesses grounds from A to H, with ‘A’ being the requirements for Step 1 clubs.

Bury FC is the only professional club in Bury that plays above the football pyramid. A further four teams from four clubs play within the football pyramid, as seen in the table below.

*Table 2.11: Summary of teams playing within the football pyramid structure*

<b>Team</b>	<b>League</b>	<b>Level</b>
Bury FC	English Football League One	Pro
Prestwich Heys FC	North West Counties Division One	Step 6
Radcliffe Borough FC	Evo Stik Northern Premier League – First Division North	Step 4
Ramsbottom United FC	Evo Stik Northern Premier League – First Division North	Step 4
Walshaw Sports FC	Manchester Football League Premier Division	Step 7

Additionally, Elton Vale FC and Westbury Sports Club FC have teams that are just one promotion short of joining the football pyramid subject to meeting Step 7 league facilities requirements.

A common issue for clubs entering the pyramid is changing facilities. For Step 7 football (ground grading H), changing rooms must be a minimum size of 18 square metres, exclusive of shower and toilet areas. The general principle for clubs in the football pyramid is that they have to achieve the appropriate grade by March 31<sup>st</sup> of their first season after promotion, which therefore allows a short grace period for facilities to be brought up to standard. This, however, does not apply to clubs being promoted to Step 7 (as they must meet requirements immediately).

All clubs are currently able to meet their league requirements, although improvements may be needed in some instances for clubs to progress. This being said, all non-professional clubs in the football pyramid report a need to improve the quality of the drainage on their respective pitches.

## ***Women’s National League System***

Correspondingly there is a Women’s National League System similar to the adult men’s which provide structure to the women’s game. This ranges from Step 1 to Step 6 with each step requiring differing ground grading requirements.



# BURY PLAYING PITCH & OUTDOOR SPORT STRATEGY ASSESSMENT REPORT

---

Although women's clubs still require to meet ground requirements set out by the FA these differ from the men's National League System. Ratings range from grade A to C each with differing minimum requirements. Step 1 and 2 in the Women's National League System is akin to Step 3 and four of the men's National League System, however, not exactly the same. The system is also hierarchical format with promotion and relegation between the levels, allowing even the smallest club the theoretical possibility of rising to the top of the system. Although there are three dedicated women's teams in Bury, none play at such as level that they require specific ground requirements.

## ***Training***

Access to affordable floodlit training facilities is a significant issue for most clubs in Bury, particularly those with a large number of youth and mini teams. Of the 21 clubs that responded to the online survey and state a demand for additional training facilities, 100% specifically stated a need for increased use of 3G pitches.

There are currently no full sized 3G pitches in the Bury. As a result, clubs are accessing the 13 small sized 3G pitches across the Borough for training in addition to the use of sand based AGPs both full and small sized. Several clubs also indicate that they train outside of Bury to access suitable full size 3G pitches at the following sites:

- ◀ Heywood Sports Village (Rochdale)
- ◀ Salford Sports Village (Salford)
- ◀ Little Lever School (Bolton)

Some teams report occasionally training on match pitches on Saturday mornings, particularly junior teams. However, with most junior matches taking place at the same time there is a limited number of available pitches for teams to use. Training at this time eliminates the need to access floodlit training provision or AGPs.

In Bury there are a number of clubs which have feeder teams. These teams consist of children under the age of seven who are not old enough to participate in formalised league matches and instead train on a regular basis. Clubs with feeder teams have aspirations for them to eventually progress to compete in competitive fixtures once they have reached the required age. Ramsbottom United JFC, Westbury Sports Club FC and Bury FC Community Trust all have feeder teams which train on a regular basis.

## ***Walking football***

Walking football<sup>12</sup> is a slower paced version of football, primarily aimed at people over 50 years of age. The rules are adapted so not to permit running, allow very little contact and for example throw-ins are replaced by kick-ins. Walking football forms part of the FA Just Play! Initiative which aims to give the casual participant a chance to just turn up to a venue and play football on a less formal basis, as opposed to the regular commitment of club training and fixtures. The rules of Walking football were formally agreed and launched by the FA in February 2017 and participation across the Country is reported to be growing.

Walking football is generally played on 3G pitches or indoors, whilst matches are permitted to be held on grass pitches though considered less preferable. Walking football may also offer participation opportunities for disabled players, though disability formats of football exist exclusively and are generally played indoors in sports halls.

---

<sup>12</sup> <http://www.lancashirefa.com/more/walking-football>

## BURY PLAYING PITCH & OUTDOOR SPORT STRATEGY ASSESSMENT REPORT

Walking football sessions in Bury are held at Playfootball/Bury College on Tuesday evenings between 19:00-20:00 at a cost of £4 per session and at Castle Leisure Centre every Tuesday from 11:15-12:00 at a cost of £3.50 per session. Competitive walking football opportunities are available as part of the Greater Manchester Walking Football League which is affiliated to Lancashire FA. The league is held on a central venue basis on the 3G pitch at Heywood Sports Village (Rochdale) and operates four fixture dates per season, one per month, over two seasons in Spring and Autumn. The League presently has nine teams playing across two divisions.

### ***Unmet and latent demand***

Unmet demand is existing demand that is not getting access to pitches. It is usually expressed, for example, when a team is already training but is unable to access a match pitch, or when a league has a waiting list.

Latent demand is demand that evidence suggests may be generated from the current population should they have access to more or better provision.

*Table 2.12: Summary of latent demand expressed by clubs*

Club	Analysis area	Future demand	Pitch size	Match equivalent sessions <sup>13</sup>
AFC Dobbies	Radcliffe	1 x Adult	Adult	0.5
		1 x Youth	Youth 9v9	0.5
		1 x Mini	Mini 5v5	0.5
Ainsworth FC	Radcliffe	1 x Youth	Youth 11v11	0.5
FC Unsworth	Whitefield & Unsworth	2 x Mini	Mini 5v5	1
		1 x Youth	Youth 9v9	0.5
		1 x Youth	Youth 11v11	0.5
MPG FC	Radcliffe	1 x Adult	Adult	0.5
Prestwich FC	Prestwich	1 x Adult	Adult	0.5
		2 x Youth	Youth 11v11	1
Ramsbottom United FC	RT&NM	1 x Adult	Adult	0.5
		1 x Youth	Youth 11v11	0.5
Seedfield Sports Cub Juniors FC	Bury East	1 x Mini	Mini 5v5	0.5

Most clubs that express latent demand do so in the Radcliffe Analysis Area, with a total of 2.5 match equivalent sessions per week. In total, latent demand amounts to two match equivalent sessions per week on adult pitches, 2.5 on youth 11v11 pitches, one on youth 9v9 pitches and two on mini 5v5 pitches.

Radcliffe Town, Prestwich Heys, Radcliffe Boys, Radcliffe Juniors, Brandlesholme Warriors Junior, Elton Vale, Elton & Walshaw, Unsworth Junior, Bury Amateur, Walshaw Sport Juniors football clubs all indicate they could field additional teams if they had access better pitch provision, however, none of the clubs quantify a specific amount.

<sup>13</sup> Two teams require one pitch to account for playing on a home and away basis; therefore, 0.5 pitches can therefore be seen in the table where there is latent demand for one team.

# BURY PLAYING PITCH & OUTDOOR SPORT STRATEGY ASSESSMENT REPORT

---

In addition, the following 13 clubs indicate that they would field more teams if more or better ancillary facilities were available:

- ◀ King George V Playing Fields (Radcliffe Town FC)
- ◀ Heys Road (Prestwich FC)
- ◀ Dobbies Sports and Social Club Pitches (AFC Dobbies)
- ◀ Sandgate Road Playing Fields (Prestwich Heys AFC)
- ◀ Ainsworth Hall Road (Ainsworth FC)
- ◀ Radcliffe JFC (Hollinhurst Playing Fields)
- ◀ Redbank Playing Fields (Radcliffe JFC)
- ◀ Ripon Hall Avenue Recreation Land (Brandlesholme Warriors JFC)
- ◀ Seedfield Sports Club (Seedfield Sports Club Juniors)
- ◀ FC Unsworth (Unsworth Cricket Club)
- ◀ JPS FC (Close Park)
- ◀ Manchester Maccabi FC (Manchester Maccabi Community Sports Club)
- ◀ Drinkwater Park (Bury Amateur FC)

## ***Displaced/exported demand***

Displaced or exported demand refers to Bury based teams that are currently accessing pitches outside of the local authority for their home fixtures, normally because their pitch requirements cannot be met, which is usually because of pitch supply, in some cases quality issues or stipulated league requirements for access to certain facilities.

According to Lancashire FA affiliation data 2017/18, there are five club fielding 30 teams which play matches on venues outside of the local authority area, these are as follows:

- ◀ Bury FC
- ◀ Ramsbottom United JFC
- ◀ Manchester Maccabi FC
- ◀ Prestwich FC
- ◀ JPS FC

Bury FC accounts for 11 of these 30 teams, as its mini and youth teams export all demand to Carrington Training Complex in the authority of Trafford. This is a preference by the Club and it does not have any aspirations to return this demand back into Bury.

Ramsbottom United JFC has a total of 13 teams exported outside of Bury, of which, 12 teams use Leverhulme Park in neighbouring authority Bolton. The Club is accessing the site as a central venue for its mini teams and reports this is not an issue. The Club's remaining team, which is exported, is an U21s which access the full size floodlit 3G pitch at Accrington College (Hyndburn). The team utilises the pitch as it plays its competitive fixtures in a floodlit league. It reports it would return this demand if there were the facilities within Bury.

Manchester Maccabi FC exports two U11s and two U12s to Salford Sports Centre (Salford). The Club reports no aspirations to return this demand into Bury. Similarly, Prestwich FC and JPS FC indicate no desire to return their demand of one adult team and one U7s team, respectively, back into Bury. The two clubs access sites in neighbouring authorities, with Prestwich FC using Hopwood Hall College (Bolton) and Heywood Sports Village (Rochdale).

# BURY PLAYING PITCH & OUTDOOR SPORT STRATEGY ASSESSMENT REPORT

## **Imported demand**

Imported demand refers to any demand from neighbouring local authorities that accesses facilities within the Bury study area due to a lack of available facilities in other local authorities where such team or club is based. Based on 2017/18 affiliation data there is no imported demand into Bury.

## **Future demand**

Future demand can be defined in two ways, through participation increases and using population forecasts.

Team generation rates (TGRs) are used below as the basis for calculating the number of teams likely to be generated in the future based on population growth up to 2037<sup>14</sup>.

*Table 2.13: Team generation rates (Borough wide level)*

Age group	Current population within age group	Current no. of teams	Team Generation Rate	Future population within age group	Predicted future number of teams	Additional teams that may be generated from the increased population <sup>15</sup>
Senior Men's (16-45)	32,385	83	1:390	32,674	83	0
Senior Women (16-45)	32,868	7	1:4,695	32,098	6	0
Youth Boys (12-15)	4,216	80	1:53	4,733	90	10
Youth Girls (12-15)	4,035	10	1:404	4,555	11	1
Youth Boys (10-11)	2,352	50	1:47	2,348	50	0
Youth Girls (10-11)	2,063	9	1:229	2,206	9	0
Mini-Soccer Mixed (8-9)	4,654	68	1:68	4,468	65	0
Mini-Soccer Mixed (6-7)	4,681	51	1:92	4,438	48	0

*Table 2.14: Team generation rates (by analysis area)*

Age group	Additional teams that may be generated from the increased population (by Analysis Area)					
	Bury East	Bury West	Prestwich	Radcliffe	RT&NM	Whitefield & Unsworth
Senior Men (16-45)	0	0	0	0	0	0
Senior Women (16-45)	0	0	0	0	0	0
Youth Boys (12-15)	3	1	1	1	1	0
Youth Girls (12-15)	0	0	0	0	0	0
Youth Boys (10-11)	0	0	0	0	0	0
Youth Girls (10-11)	0	0	0	0	0	0
Mini-Soccer Mixed (8-9)	0	0	0	0	0	0
Mini-Soccer Mixed (6-7)	0	0	0	0	0	0
<b>Total</b>	<b>3</b>	<b>1</b>	<b>1</b>	<b>1</b>	<b>1</b>	<b>0</b>

<sup>14</sup> TGRs are based on population forecasts to 2037 which in line with the Bury Local Plan timeframe.

<sup>15</sup> Additional teams generated from TGRs are rounded down to the nearest whole number in order to represent the creation of an entire full team.

## BURY PLAYING PITCH & OUTDOOR SPORT STRATEGY ASSESSMENT REPORT

Population increases are likely to result 11 additional teams in Bury; however, this is when TGRs are applied Borough wide. Once TGRs are applied to individual analysis areas a more detailed representation of where exactly the predicated growth will occur emerges. It is indicated that the Bury East Analysis Area will have the most growth with a projected increase of three teams, whereas, the Whitefield & Unsworth Analysis Area will see the least amount no predicated future growth.

Furthermore, it shows that the only predicted growth will be at the youth boys (12-15) age group, amounting to total of seven teams.

It is important to note that there has been a recent decrease nationally in participation at adult level and that the number of FA affiliated adult teams playing competitive football has dropped. Similarly, there has been a decline in the number of youth players making the transition from youth football to adult leagues.

### *Participation increases*

A number of teams shown below highlight clear plans to increase the number of teams for next season, totalling a requirement for a further 36 match equivalent sessions across different pitch types.

The Strategy Report will contain a Housing Growth Scenario that will estimate the additional demand for football arising from housing development.

*Table 2.15: Summary of future demand reported by clubs*

Club	Analysis area	Future demand	Pitch size	Match equivalent sessions <sup>16</sup>
Ainsworth FC	Radcliffe	1 x Adult	Adult	0.5
Brandlesholme Warriors Junior FC	Bury East	2 x Mini	5v5	1
Bury FC Community Trust (Boys & Girls Club)	Bury East	2 x Mini	5v5	1
Elton & Walshaw FC	Bury East	1 x Youth 11v11	11v11	0.5
		1 x Youth 9v9	9v9	0.5
		3 x Mini	5v5	1.5
Elton Vale FC	Bury West	1 x Adult	Adult	0.5
		2 x Youth 11v11	11v11	1
		1 x Youth 9v9	9v9	0.5
FC Unsworth	Whitefield & Unsworth	1 x Youth 11v11	11v11	0.5
		2 x Youth 9v9	9v9	1
		1 x Mini	5v5	0.5
JPS FC	Radcliffe	3 x Mini	5v5	1.5
Prestwich FC	Prestwich	2 x Adult	Adult	1
		3 x Youth 11v11	11v11	1.5
		2 x Youth 9v9	9v9	1
		3 x Mini	5v5	1.5
Prestwich Heys AFC	Prestwich	1 x Youth 11v11	11v11	0.5

<sup>16</sup> Two teams require one pitch to account for playing on a home and away basis; therefore, 0.5 pitches can therefore be seen in the table where there is latent demand for one team.

## BURY PLAYING PITCH & OUTDOOR SPORT STRATEGY ASSESSMENT REPORT

Club	Analysis area	Future demand	Pitch size	Match equivalent sessions <sup>16</sup>
Radcliffe Borough Juniors FC	Radcliffe	2 x Mini	5v5	1
Radcliffe Boys FC	Radcliffe	1 x Adult	Adult	0.5
Radcliffe Juniors FC	Radcliffe	1 x Youth 11v11	11v11	0.5
		5 x Mini	5v5	2.5
Radcliffe Town FC	Radcliffe	1 x Adult	Adult	0.5
		1 x Youth 11v11	11v11	0.5
		1 x Youth 9v9	9v9	0.5
Radcliffe Vets FC	Bury East	1 x Adult	Adult	0.5
Ramsbottom United JFC	RT&NM	1 x Adult	Adult	0.5
		2 x Youth 11v11	11v11	1
		4 x Youth 9v9	9v9	2
		5 x Mini	5v5	2.5
Seedfield Sports Club Juniors FC	Bury East	1 x Youth 11v11	11v11	0.5
		2 x Youth 9v9	9v9	1
		2 x Mini	5v5	1
Tottington United FC	RT&NM	1 x Adult	Adult	0.5
Unsworth Junior FC	Whitefield & Unsworth	1 x Adult	Adult	0.5
		1 x Youth 9v9	9v9	0.5
		2 x Mini	5v5	1
Westbury Sports FC	Bury West	2 x Mini	5v5	1
		1 x Adult	Adult	0.5
Woodbank JFC	RT&NM	2 x Mini	5v5	1
<b>Total</b>				<b>36</b>

The table below summarises the total amount of future demand expressed by club in Bury by analysis area and pitch type. None of the clubs in Bury report a desire to establish mini 7v7 teams, instead, preferring to create teams at the youngest age groups i.e. mini 5v5 with a natural progression through to mini 7v7.

Table 2.16: Summary of future demand by Analysis Area in match equivalent sessions

Analysis area	Pitch type					Total
	Adult	Youth 11v11	Youth 9v9	Mini 7v7	Mini 5v5	
Bury East	0.5	1	1.5	-	4.5	<b>7.5</b>
Bury West	1	1	0.5	-	1	<b>3.5</b>
Prestwich	1	2	1	-	1.5	<b>5.5</b>
Radcliffe	1.5	1	0.5	-	5	<b>8</b>
RT&NM	1	1	2	-	3.5	<b>7.5</b>
Whitefield & Unsworth	0.5	0.5	1.5	-	1.5	<b>4</b>
<b>Total</b>	<b>5.5</b>	<b>6.5</b>	<b>7</b>	<b>-</b>	<b>17</b>	<b>36</b>

The Radcliffe Analysis Area provides the majority of the aspirations for participation increases, providing eight match equivalent sessions across the various pitch types, with the RT&NM and Bury East areas providing 7.5 match equivalent sessions across the various pitch types each. The Bury West Analysis Area provides the smallest amount of future participation, just 3.5 match equivalent sessions across the varying pitch types.

## BURY PLAYING PITCH & OUTDOOR SPORT STRATEGY ASSESSMENT REPORT

---

The largest amount of future demand, in relation to pitch type, will be for mini 5v5 pitches, with clubs, collectively, planning an additional 34 future mini 5v5 teams equating to 17 match equivalent sessions per week which will need to be accommodated. Clubs report aspirations to create 11 additional adult teams, meaning an additional 5.5 match equivalent sessions will need to be supported. Additionally, clubs state aspirations for 13 youth 11v11 teams (6.5 match equivalent sessions) and 14 youth 9v9 teams equating to seven match equivalent sessions.

It is important to note that TGRs are based on population figures and cannot account for specific targeted development work within certain areas or focused towards certain groups, such as NGB initiatives or coaching within schools. For example, the FA has committed to doubling women's and girl's football participation by 2020. In 2017 to assist in obtaining this goal, and in partnership with SSE, it has introduced SSE Wildcats Centres.

### *SSE Wildcats Centres*

SSE Wildcats Centres work with County FA qualified coaches to deliver local weekly sessions, which provide opportunities for girls aged five to 11 to develop fundamental skills and experience football in a safe and fun environment. There are already 200 established centres which delivered the SSE Wildcats pilot in 2017, with a further 800 centres to be in place for 2018. As part of the expansion process, organisations extending beyond affiliated clubs to include other providers or community groups were invited to apply in late 2017 to become one of the new centres, with one in Bury located at Bury College. All organisations delivering Wildcats centres receive a £900 start-up grant and 30 branded footballs in their first year of running the programme to help develop and increase girl's participation. Successful applicants were announced in early 2018, with Bury College set to deliver Wildcats centres in 2018, affiliating to Manchester FA.

In light of both FA aspirations to double female participation in football through its Game Changer strategy and the establishment and foreseen future effect of the SSE Wildcats programme, it is likely that the growth in affiliated women's and girl teams may exceed that shown through TGRs, however at present to what extent is not quantifiable.



## BURY PLAYING PITCH & OUTDOOR SPORT STRATEGY ASSESSMENT REPORT

### 2.4: Supply and demand analysis

Having considered supply and demand, the tables below identify the overall spare capacity in each of the analysis areas for the different pitch types, based on match equivalent sessions. Future demand is based on Team Generation Rates (TGRs) which are driven by population increases as well as club development plans.

Table 2.17: Supply/demand balance of adult pitches

Analysis area	Actual spare capacity <sup>17</sup>	Demand (match equivalent sessions)				
		Overplay	Current total	Latent demand	Future demand	Future total
Bury East	1.5	-4	-2.5	-	0.5	-3
Bury West	-	-	-	-	1	-1
Prestwich	1	-	1	0.5	1	-0.5
Radcliffe	-	-3	-3	1	1.5	-5.5
RT&NM	-	-3.5	-3.5	0.5	1	-5
Whitefield & Unsworth	1	-	1	-	0.5	0.5
<b>Total</b>	<b>3.5</b>	<b>-10.5</b>	<b>-7</b>	<b>2</b>	<b>5.5</b>	<b>-14.5</b>

The table above shows that currently there is over play amounting to seven match equivalent sessions per week overall. When considering reported future growth of clubs, TGRs and the prospect of accommodating latent demand, over play is increase to 14.5 match equivalent sessions per week. This is a substantial amount of over play which can be accredited to poor quality pitches being extensively accessed accompanied with limited amounts of actual spare capacity due to unsecure tenure.

Table 2.18: Supply/demand balance of youth 11v11 pitches

Analysis area	Actual spare capacity <sup>17</sup>	Demand (match equivalent sessions)				
		Overplay	Current total	Latent demand	Future demand	Future total
Bury East	-	-8	-8	-	2.5	-10.5
Bury West	-	-2.5	-2.5	-	1.5	-4
Prestwich	-	-2.5	-2.5	1	2.5	-6
Radcliffe	0.5	-2.5	-2	0.5	1.5	-4
RT&NM	-	-2	-2	0.5	1.5	-4
Whitefield & Unsworth	-	-1.5	-1.5	0.5	0.5	-2.5
<b>Total</b>	<b>0.5</b>	<b>-19</b>	<b>-18.5</b>	<b>2.5</b>	<b>10</b>	<b>-31</b>

The table above shows considerable amounts of over play totalling 18.5 match equivalent sessions per week in Bury on youth 11v11 pitches. The need to accommodate anticipated future demand, TGRs by analysis area and latent demand would result in this worsening to 31 match equivalent sessions per week.

<sup>17</sup> In match equivalent sessions per week

## BURY PLAYING PITCH & OUTDOOR SPORT STRATEGY ASSESSMENT REPORT

The current shortfalls are likely to be greater given the number of youth 11v11 teams playing on adult pitches. In reality, it is likely that a proportion of future demand will also play on adult pitches like many teams currently do in Bury, though this is contrary to guidance in the FA Youth Review. As such, there is a clear need for an increase in youth 11v11 provision in order for this play to be transferred on to the correct pitch size.

Table 2.19: Supply/demand balance of youth 9v9 pitches

Analysis area	Actual spare capacity <sup>18</sup>	Demand (match equivalent sessions)				
		Overplay	Current total	Latent demand	Future demand	Future total
Bury East	-	-4.5	-4.5	-	1.5	-6
Bury West	-	-1	-1	-	0.5	-1.5
Prestwich	-	-	-	-	1	-1
Radcliffe	-	-	-	0.5	0.5	-1
RT&NM	1	-	1	-	2	-1
Whitefield & Unsworth	-	-	-	0.5	1.5	-2
<b>Total</b>	<b>1</b>	<b>-5.5</b>	<b>-4.5</b>	<b>1</b>	<b>7</b>	<b>-12.5</b>

Overall, the current picture shows shortfalls on youth 9v9 pitches amounting to 4.5 match equivalent sessions. When accounting for future demand, the potential overplay increases meaning that overall there will be a future requirement for 12.5 match equivalent sessions on youth 9v9 pitches.

Table 2.20: Supply/demand balance of mini 7v7 pitches

Analysis area	Actual spare capacity <sup>18</sup>	Demand (match equivalent sessions)				
		Overplay	Current total	Latent demand	Future demand	Future total
Bury East	-	-	-	-	-	-
Bury West	-	-	-	-	-	-
Prestwich	-	-	-	-	-	-
Radcliffe	-	-	-	-	-	-
RT&NM	1	-	1	-	-	1
Whitefield & Unsworth	-	-	-	-	-	-
<b>Total</b>	<b>1</b>	<b>-</b>	<b>1</b>	<b>-</b>	<b>-</b>	<b>1</b>

Across Bury there is currently minimal spare capacity of one match equivalent sessions per week on mini 7v7 pitches. Future demand from clubs is less for mini 7v7 pitches with most clubs planning to add mini teams at the lowest age group (U7) each year (mini 5v5). This spare capacity remains at one match equivalents session per week when factoring in latent and future demand. This spare capacity can be accounted for given the preference for mini football play to be based 3G pitches.

<sup>18</sup> In match equivalent sessions per week

## BURY PLAYING PITCH & OUTDOOR SPORT STRATEGY ASSESSMENT REPORT

Table 2.21: Supply/demand balance of mini 5v5 pitches

Analysis area	Actual spare capacity <sup>19</sup>	Demand (match equivalent sessions)				
		Overplay	Current total	Latent demand	Future demand	Future total
Bury East	-	-	-	0.5	4.5	-5
Bury West	-	-	-	-	1	-1
Prestwich	-	-	-	-	1.5	-1.5
Radcliffe	-	-	-	0.5	5	-5.5
RT&NM	-	-	-	-	3.5	-3.5
Whitefield & Unsworth	-	-	-	1	1.5	-2.5
<b>Total</b>	-	-	-	<b>2</b>	<b>17</b>	<b>-19</b>

Currently, mini 5v5 pitches are at capacity. However, when accounting for substantial amounts of future demand there will be an overall shortfall of 19 match equivalent sessions. Similarly, given the preference for play on 3G pitches, it is likely that this future requirement will be accommodated across both grass and 3G pitches.

<sup>19</sup> In match equivalent sessions per week

## BURY PLAYING PITCH & OUTDOOR SPORT STRATEGY ASSESSMENT REPORT

### Supply and demand analysis (summer football)

The four sites in Bury which are accessed for both winter and summer football are analysed separately in the table below. As mentioned earlier, summer football is being piloted by the Bolton and Bury District Junior Football League on teams between U7s (mini 5v5) to U11s (Youth 9v9). The winter season runs from August till May whereas the summer season runs from March till October meaning there is a small period of time where both seasons overlap. Therefore, these four sites are used throughout the year, meaning they have potential issues regarding capacity and quality as there will be limited availability to remediate the pitches. Any potential overplay or spare capacity generated from winter football will still be carried through to the overall supply and demand analysis.

Table 2.22: Supply and demand analysis (summer football)

Site ID	Site Name	Analysis area	Tenure	Pitch type	Pitch size	Number of pitches	Quality	Winter play (MES)	Site capacity <sup>20</sup> (MES)	Winter capacity balance <sup>21</sup>	Summer play (MES)	Overall capacity balance <sup>24</sup>	Comments
33	Goshen Sports Centre	Bury East	Unsecure	Mini	(7v7)	2	Poor	2.5	4	1.5	0.5	1.5	Two poor quality mini 7v7 pitches which are used for winter and summer football. Pitches have potential spare capacity to accommodate an additional 1.5 match equivalent sessions, however, it is retained due to poor quality. Pitches have a limited amount of time to received maintenance and remediate as a result of being used all year.
33	Goshen Sports Centre	Bury East	Unsecure	Mini	(7v7)	1	Poor	-	2	2	1	1	A mini 7v7 pitch which is unavailable in the winter due to it draining poorly. Pitch is used for summer football and has potential spare capacity of one match equivalent sessions per week. Spare capacity is retained due to pitch quality. Pitch has a limited amount of time available for remedial work as maintenance equipment cannot access it in winter.
33	Goshen Sports Centre	Bury East	Unsecure	Youth	(9v9)	2	Poor	-	2	2	1	1	Two youth 9v9 pitches which are unavailable in the winter due to draining poorly. Pitches are used for summer football and have potential spare capacity of one match equivalent sessions per week. Spare capacity is retained due to pitch quality. Pitches have a limited amount of time available for remedial work as maintenance equipment cannot access them in winter.
33	Goshen Sports Centre	Bury East	Unsecure	Youth	(9v9)	2	Poor	4	2	-2	1	-2	Two poor quality 9v9 pitches which are used for winter and summer football. Pitches are overplayed by two match equivalent sessions from winter football demand. Pitches have a limited amount of time to received maintenance and remediate as a result of being used all year.
96	Lower Gigg Playing Fields	Bury East	Secure	Mini	(5v5)	1	Poor	-	2	2	-	2	One poor quality mini 5v5 pitch which is currently unused for both summer and winter football. Pitch has potential spare capacity to accommodate two match equivalent sessions, however, this is retained due to poor pitch quality.
96	Lower Gigg Playing Fields	Bury East	Secure	Mini	(7v7)	1	Poor	-	2	2	1.5	0.5	One poor quality mini 7v7 pitch which is currently unused for summer football. Pitch has potential spare capacity to accommodate 0.5 match equivalent sessions, however, this is retained due to poor pitch quality.
96	Lower Gigg Playing Fields	Bury East	Secure	Youth	(9v9)	2	Poor	-	2	2	-	2	One poor quality mini 5v5 pitch which is currently unused for both summer and winter football. Pitch has potential spare capacity to accommodate two match equivalent sessions, however, this is retained due to poor pitch quality.

<sup>20</sup> Based on pitch quality The FA recommends a maximum number of match equivalent sessions to be accommodate per pitch type. Please refer to Section 2.4 for the full breakdown.

<sup>21</sup> Red indicates overplay, green indicates potential spare capacity and amber indicates at capacity.

## BURY PLAYING PITCH & OUTDOOR SPORT STRATEGY ASSESSMENT REPORT

Site ID	Site name	Analysis area	Tenure	Pitch type	Pitch size	Number of pitches	Quality	Winter play (MES)	Site capacity <sup>22</sup> (MES)	Winter capacity balance <sup>23</sup>	Summer play (MES)	Overall capacity balance <sup>25</sup>	Comments
71	St Marys Park	Prestwich	<b>Unsecure</b>	Mini	(5v5)	2	Standard	<b>2</b>	8	<b>6</b>	1	<b>6</b>	Two standard quality mini 5v5 pitches which are used for winter and summer football. Pitches have potential spare capacity to accommodate an additional six match equivalent sessions, however, it is retained due to poor quality. Pitches have a limited amount of time to received maintenance and remediate as a result of being used all year.
71	St Marys Park	Prestwich	<b>Unsecure</b>	Mini	(7v7)	1	Standard	<b>1.5</b>	4	<b>2.5</b>	1.5	<b>2.5</b>	One standard quality mini 7v7 pitches which are used for winter and summer football. Pitches have potential spare capacity to accommodate an additional six match equivalent sessions, however, it is retained due to poor quality. Pitches have a limited amount of time to received maintenance and remediate as a result of being used all year.
71	St Marys Park	Prestwich	<b>Unsecure</b>	Youth	(9v9)	2	Standard	<b>1.5</b>	4	<b>2.5</b>	-	<b>2.5</b>	Two standard quality youth 9v9 pitches which are used for winter football. Pitches are available for summer football. Potential spare capacity to accommodate 2.5 match equivalent sessions, however, this is retained due to unsecure tenure.
81	Top Park <sup>24</sup>	RT&NM	Secure	Youth (mini) (youth)	(11v11) (7v7) (9v9)	1 (2) (1)	Standard	<b>4</b>	2	<b>-2</b>	2	<b>-2</b>	A youth 11v11 pitch which is over marked by a youth 9v9 and two mini 7v7 pitches. Pitch is overplayed by two match equivalent sessions from winter football demand. Pitch has a limited amount of time to receive maintenance and remediate as a result of being used all year.

Capacity analysis is recorded on match equivalent sessions per week; therefore, the weekly usage of the pitches throughout the winter will not aggregate with the weekly usage of pitches throughout the summer as the competitive football being played is at differing weekly periods. As a result, the demand which is analysed in the overall capacity balance is the highest between winter and summer, which is highlighted in bold font.

<sup>22</sup> Based on pitch quality The FA recommends a maximum number of match equivalent sessions to be accommodate per pitch type. Please refer to Section 2.4 for the full breakdown.

<sup>23</sup> Red indicates overplay, green indicates potential spare capacity and amber indicates at capacity.

<sup>24</sup> The two mini 7v7 and one youth 9v9 pitch are over marked onto a single youth 11v11 pitch. As a result, all demand on the pitch has been aggregated against the youth 11v11 pitch's capacity rating.

# BURY PLAYING PITCH & OUTDOOR SPORT STRATEGY ASSESSMENT REPORT

## 2.5: Capacity analysis

The capacity for pitches to regularly provide for competitive play, training and other activity over a season is most often determined by quality. As a minimum, the quality and therefore the capacity of a pitch affects the playing experience and people's enjoyment of playing football. In extreme circumstances, it can result in the inability of the pitch to cater for all or certain types of play during peak and off-peak times. Pitch quality is often influenced by weather conditions and drainage.

As a guide, The FA has set a standard number of matches that each grass pitch type should be able to accommodate without adversely affecting its current quality (pitch capacity). Taking into consideration the guidelines on capacity the following was concluded in Bury:

Adult pitches		Youth pitches		Mini pitches	
Pitch quality	Matches per week	Pitch quality	Matches per week	Pitch quality	Matches per week
Good	3	Good	4	Good	6
Standard	2	Standard	2	Standard	4
Poor	1	Poor	1	Poor	2

Table 2.23 applies the above pitch ratings against the actual level of weekly play recorded to determine a capacity rating as follows:

<b>Potential capacity</b>	Play is below the level the site could sustain
<b>At capacity</b>	Play matches the level the site can sustain
<b>Overused</b>	Play exceeds the level the site can sustain

The level of pitch usage is recorded in match equivalent sessions per week (MES). For football, pitches relate to a typical week within the season and one match per week equates to one match equivalent session per week if it occurs every week or more typically 0.5 match equivalent sessions per week if it occurs every other week (i.e. reflecting home and away fixtures).

### **Informal use**

Where information is known, informal and unofficial use of pitches has been factored into current play. It must be noted, however, that informal use of these sites is not recorded and it is therefore difficult to quantify on a site-by-site basis. Instead, it is recommended that open access sites be protected through an improved maintenance regime and through retaining some spare capacity to protect quality.

### **Education sites**

To account for curricular/extra-curricular use of education pitches it is likely that use additional to recorded community use will need to be factored into the total current weekly usage. The only time this would not happen is when a school does not use its pitches at all and the sole use is community use. The extent of use added is typically dependent on the level of play, the number of pitches onsite and whether there is access to an AGP elsewhere onsite allowing rotation and protection of impact on grass pitches.

## BURY PLAYING PITCH & OUTDOOR SPORT STRATEGY ASSESSMENT REPORT

---

Table 2.23 shows community usage of available pitches. Where not overplayed as a result of community use, school sites are considered to have no spare capacity to accommodate further community use based on assumed curricular and extracurricular activity beyond the level of community use shown in Table 2.23. School sites which are available for community use but currently do not have any external use have been accredited one match equivalent session per week, per pitch, to indicate use for curricular and extracurricular activity as opposed to being completely unused.

Tenure at school sites is generally considered to be unsecure given the nature of rental unless a formal community use or service level agreement (SLA) exists.

### ***Peak time***

Peak time demand for adult football pitches is Saturday PM. All other youth and mini pitch formats have a peak time of Saturday morning, which negates any potential issues, such as kick-off time clashes on adult pitches which are over marked for junior and mini football, or child welfare issues at sites where there are not sufficient changing facilities to service all pitches, as junior and mini teams require exclusive changing and shower areas which need to be carefully coordinated and managed.

The table overleaf exclusively considers winter football on pitches across Bury as this is the predominant period of when the sport is being played.



## BURY PLAYING PITCH & OUTDOOR SPORT STRATEGY ASSESSMENT REPORT

Table 2.23: Football pitch capacity analysis

Site ID	Site name	Analysis area	Community use availability	Management	Security of tenure <sup>25</sup>	Pitch type	Pitch size	No. of pitches	Agreed quality rating	Current play (MES)	Site capacity <sup>26</sup> (MES)	Capacity balance <sup>27</sup>	Comments
8	Broad Oak Sports College	Bury East	Yes-unused	Education	Unsecure	Youth	(11v11)	2	Standard	2	4	2	Potential spare capacity at peak time.
11	Market Street Athletics Track	Bury East	Yes	Sports Club	Secure	Mini	(5v5)	1	Standard	2	4	2	Potential spare capacity at peak time.
11	Market Street Athletics Track	Bury East	Yes	Sports Club	Secure	Mini	(7v7)	1	Standard	1.5	4	2.5	Potential spare capacity at peak time.
12	Bury Church of England High School	Bury East	No	Education	Unsecure	Youth	(11v11)	2	Standard	2	4	2	Potential spare capacity at peak time.
13	Bury College	Bury East	Yes	Education	Unsecure	Adult		2	Standard	4	4	-	Pitches are played to capacity through community and curricular use.
16	Bury Grammar School Boys Playing Fields	Bury East	Yes-unused	Education	Unsecure	Adult		2	Good	6	6	-	Pitches are played to capacity through curricular and extracurricular use.
16	Bury Grammar School Boys Playing Fields	Bury East	Yes	Education / Sports Club	Secure	Adult		2	Good	1.5	6	4.5	Potential spare capacity at peak time.
16	Bury Grammar School Boys Playing Fields	Bury East	Yes-unused	Education	Unsecure	Youth	(9v9)	1	Good	4	4	-	Pitch is played to capacity through curricular and extracurricular use.
20	Clarence Park	Bury East	Yes	Sports Club	Unsecure	Mini	(5v5)	2	Standard	0	8	8	Potential spare capacity at peak time.
20	Clarence Park	Bury East	Yes	Sports Club	Unsecure	Youth	(11v11)	1	Standard	0.5	2	1.5	Potential spare capacity at peak time.
20	Clarence Park	Bury East	Yes	Sports Club	Unsecure	Youth	(9v9)	1	Standard	1.5	2	0.5	Potential spare capacity at peak time.
32	Gigg Lane <sup>28</sup>	Bury East	Yes	Sports Club	Secure	Adult		1	Good	1	3	2	Potential spare capacity at peak time.
33	Goshen Sports Centre	Bury East	Yes	Sports Club	Unsecure	Adult		2	Poor	6	2	-4	Pitches are overplayed by four match equivalent sessions per week.
33	Goshen Sports Centre	Bury East	Yes	Sports Club	Unsecure	Youth	(11v11)	1	Poor	11	1	-10	Pitch is overplayed by ten match equivalent sessions per week.
33	Goshen Sports Centre	Bury East	Yes-unused	Sports Club	Unsecure	Youth	(11v11)	2	Poor	-	2	2	Due to their quality the pitches are currently unusable. Potential capacity of two match equivalent sessions per week.
51	Manchester Road Playing Field	Bury East	Yes	Sports Club	Unsecure	Adult		3	Standard	4	6	2	Potential spare capacity at peak time.
68	Seedfield Sports Club	Bury East	Yes	Sports Club	Unsecure	Adult		1	Poor	0	1	1	Potential spare capacity at peak time.
68	Seedfield Sports Club	Bury East	Yes	Sports Club	Unsecure	Mini	(5v5)	1	Poor	2	2	-	Pitch is played to capacity.
68	Seedfield Sports Club	Bury East	Yes	Sports Club	Unsecure	Mini	(7v7)	1	Standard	2	4	2	Potential spare capacity at peak time.
68	Seedfield Sports Club	Bury East	Yes	Sports Club	Unsecure	Youth	(11v11)	1	Poor	1.5	1	0.5	Potential spare capacity at peak time.

<sup>25</sup> Unless local information suggests otherwise it can be assumed that the availability of all pitches in Council, town and parish Council and sports club ownership will be secure.

<sup>26</sup> Based on pitch quality The FA recommends a maximum number of match equivalent sessions to be accommodate per pitch type. Please refer to Section 2.4 for the full breakdown.

<sup>27</sup> Red indicates overplay, green indicates potential spare capacity and amber indicates at capacity.

<sup>28</sup> Nominated Asset of Community Value (ACV)

## BURY PLAYING PITCH & OUTDOOR SPORT STRATEGY ASSESSMENT REPORT

Site ID	Site name	Analysis area	Community use availability	Management	Security of tenure <sup>25</sup>	Pitch type	Pitch size	No. of pitches	Agreed quality rating	Current play (MES)	Site capacity <sup>26</sup> (MES)	Capacity balance <sup>27</sup>	Comments
68	Seedfield Sports Club	Bury East	Yes	Sports Club	Unsecure	Youth	(9v9)	1	Poor	0.5	1	0.5	Potential spare capacity at peak time.
70	St Gabriel's RC High School	Bury East	No	Education	Unsecure	Youth	(11v11)	2	Poor	2	2	-	Pitches are played to capacity through curricular and extracurricular use.
74	St Peters Primary School	Bury East	Yes	Education	Unsecure	Youth	(9v9)	1	Standard	2.5	2	-0.5	Pitch is overplayed by 0.5 match equivalent sessions per week.
80	The Bury High School	Bury East	Yes	Education	Unsecure	Youth	(11v11)	3	Standard	6	6	-	Pitches are played to capacity through community and curricular use.
80	The Bury High School	Bury East	Yes	Education	Unsecure	Youth	(11v11)	2	Poor	2	2	-	Pitches are played to capacity through community and curricular use.
96	Lower Gigg Playing Fields	Bury East	Yes	Sports Club	Secure	Adult		1	Poor	1	1	-	Pitch is played to capacity.
31	Elton Vale Sports Club	Bury West	Yes	Sports Club	Secure	Adult		1	Standard	1.5	2	0.5	Pitch has potential spare capacity.
54	Old Hall Primary School	Bury West	No	Education	Unsecure	Mini	(7v7)	1	Standard	4	4	-	Pitch is played to capacity through community and curricular use.
90	Wellington Barracks Playing Field	Bury West	Yes	Sports Club	Secure	Adult		1	Standard	0.5	2	1.5	Pitch has potential spare capacity.
90	Wellington Barracks Playing Field	Bury West	Yes	Sports Club	Secure	Mini	(5v5)	1	Standard	2.5	4	1.5	Pitch has potential spare capacity.
90	Wellington Barracks Playing Field	Bury West	Yes	Sports Club	Secure	Mini	(7v7)	3	Standard	2	12	10	Pitches have potential spare capacity
90	Wellington Barracks Playing Field	Bury West	Yes	Sports Club	Secure	Youth	(11v11)	1	Standard	4.5	2	-2.5	Pitch is overplayed by 2.5 match equivalent sessions per week.
90	Wellington Barracks Playing Field	Bury West	Yes	Sports Club	Secure	Youth	(9v9)	1	Standard	3	2	-1	Pitch is overplayed by one match equivalent sessions per week.
93	King George V Playing Fields (Elton) <sup>29</sup>	Bury West	Yes	Sports Club	Unsecure	Adult		2	Standard	0.5	4	3.5	Pitches have potential spare capacity.
93	King George V Playing Fields (Elton) <sup>31</sup>	Bury West	Yes	Sports Club	Unsecure	Youth	(11v11)	1	Standard	1	2	1	Pitch has potential spare capacity.
97	Chantlers Primary School	Bury West	Yes	Education	Unsecure	Mini	(7v7)	1	Standard	4	4	3.5	Pitch has potential spare capacity.
98	Elton Primary School	Bury West	Yes	Education	Unsecure	Youth	(9v9)	1	Standard	4	4	-	Pitch is played to capacity through community and curricular use.
98	Elton Primary School	Bury West	Yes	Education	Unsecure	Mini	(7v7)	1	Standard	2	2	-	Pitch is played to capacity through community and curricular use.
21	Clifton Road	Prestwich	Yes	Sports Club	Unsecure	Adult		1	Standard	1	2	1	Pitch has potential spare capacity.
25	Drinkwater Park	Prestwich	Yes	Sports Club	Unsecure	Adult		4	Poor	2.5	4	1.5	Pitches have potential spare capacity.
25	Drinkwater Park	Prestwich	Yes	Sports Club	Unsecure	Mini	(5v5)	2	Poor	2	4	2	Pitches have potential spare capacity.
25	Drinkwater Park	Prestwich	Yes	Sports Club	Unsecure	Mini	(7v7)	1	Poor	0.5	2	1.5	Pitch has potential spare capacity.
25	Drinkwater Park	Prestwich	Yes	Sports Club	Unsecure	Youth	(11v11)	1	Poor	1.5	1	-0.5	Pitch is overplayed by 0.5 match equivalent sessions per week.
41	Heys Road	Prestwich	Yes	Education	Secure	Mini	(5v5)	1	Poor	0.5	2	0.5	Pitch has potential spare capacity.
41	Heys Road	Prestwich	Yes	Education	Secure	Mini	(7v7)	1	Poor	0.5	2	1.5	Pitch has potential spare capacity.
41	Heys Road	Prestwich	Yes	Education	Secure	Youth	(11v11)	1	Poor	2.5	1	-1.5	Pitch is overplayed by 1.5 match equivalent sessions per week.

<sup>29</sup> Protected for community access through the Fields in Trust (FIT) King George Playing Fields (KGV) Programme

## BURY PLAYING PITCH & OUTDOOR SPORT STRATEGY ASSESSMENT REPORT

Site ID	Site name	Analysis area	Community use availability	Management	Security of tenure <sup>25</sup>	Pitch type	Pitch size	No. of pitches	Agreed quality rating	Current play (MES)	Site capacity <sup>26</sup> (MES)	Capacity balance <sup>27</sup>	Comments
49	Manchester Maccabi Community and Sports Club	Prestwich	Yes	Sports Club	Secure	Adult		1	Standard	1.5	2	0.5	Pitch has potential spare capacity.
49	Manchester Maccabi Community and Sports Club	Prestwich	Yes	Sports Club	Secure	Youth	(11v11)	1	Standard	2.5	2	-0.5	Pitch is overplayed by 0.5 match equivalent sessions per week.
57	Park View Primary School	Prestwich	Yes	Education	<b>Unsecure</b>	Adult		1	Standard	2	2	-	Pitch is played to capacity through community and curricular use.
58	Parrenthorn Sports Centre	Prestwich	Yes	Education	<b>Unsecure</b>	Youth	(11v11)	2	Standard	4	4	-	Pitches are played to capacity through community and curricular use.
65	Sandgate Road Playing Fields	Prestwich	Yes	Sports Club	<b>Unsecure</b>	Adult		1	Standard	1	2	1	Pitch has potential spare capacity.
1	Ainsworth Hall Road (Bankfield Playing Fields)	Radcliffe	Yes	Sports Club	Secure	Adult		1	Standard	1.5	2	0.5	Pitch has potential spare capacity.
18	Cams Lane Sports Ground	Radcliffe	Yes	Council	Secure	Adult		1	Poor	1.5	1	-0.5	Pitch is overplayed by 0.5 match equivalent sessions per week.
22	Close Park	Radcliffe	Yes	Sports Club	<b>Unsecure</b>	Adult		2	Standard	0	4	4	Pitches have potential spare capacity.
22	Close Park	Radcliffe	Yes	Sports Club	<b>Unsecure</b>	Mini	(5v5)	2	Standard	3.5	8	4.5	Pitches have potential spare capacity.
22	Close Park	Radcliffe	<i>Yes-unused</i>	Sports Club	<b>Unsecure</b>	Mini	(5v5)	1	Poor	-	1	1	Pitch is currently unusable throughout winter due to poor quality. Potential capacity of one match equivalent session per week.
22	Close Park	Radcliffe	Yes	Sports Club	<b>Unsecure</b>	Mini	(7v7)	2	Standard	3.5	8	4.5	Pitches have potential spare capacity.
22	Close Park	Radcliffe	<i>Yes-unused</i>	Sports Club	<b>Unsecure</b>	Mini	(7v7)	1	Poor	-	1	1	Pitch is currently unusable throughout winter due to poor quality. Potential capacity of one match equivalent session per week.
22	Close Park	Radcliffe	Yes	Sports Club	<b>Unsecure</b>	Youth	(11v11)	1	Standard	4.5	2	-2.5	Pitch is overplayed by 2.5 match equivalent sessions per week.
22	Close Park	Radcliffe	Yes	Sports Club	<b>Unsecure</b>	Youth	(9v9)	2	Standard	3	4	1	Pitches have potential spare capacity.
24	Dobbies Sports and Social Club Pitches	Radcliffe	Yes	Sports Club	Secure	Adult		2	Poor	3	2	-1	Pitches are overplayed by two match equivalent sessions per week.
24	Dobbies Sports and Social Club Pitches	Radcliffe	Yes	Sports Club	Secure	Youth	(9v9)	1	Poor	-	-	-	Pitch is over marked onto the adult pitch. All demand for the youth 9v9 pitch has been added to the adult pitch.
45	Hollinhurst Playing Fields	Radcliffe	Yes	Sports Club	Secure	Adult		2	Poor	2.5	2	-0.5	Pitches are overplayed by 0.5 match equivalent sessions per week.
48	King George V Playing Fields (Outwood) <sup>30</sup>	Radcliffe	Yes	Sports Club	Secure	Adult		3	Poor	3	3	-	Pitches are played to capacity.
48	King George V Playing Fields (Outwood) <sup>32</sup>	Radcliffe	Yes	Sports Club	Secure	Mini	(5v5)	1	Poor	0.5	2	1.5	Pitch has potential spare capacity.
48	King George V Playing Fields (Outwood) <sup>32</sup>	Radcliffe	Yes	Sports Club	Secure	Mini	(7v7)	1	Poor	0.5	2	1.5	Pitch has potential spare capacity.

<sup>30</sup> Protected for community access through the Fields in Trust (FIT) King George Playing Fields (KGV) Programme

## BURY PLAYING PITCH & OUTDOOR SPORT STRATEGY ASSESSMENT REPORT

Site ID	Site name	Analysis area	Community use availability	Management	Security of tenure <sup>25</sup>	Pitch type	Pitch size	No. of pitches	Agreed quality rating	Current play (MES)	Site capacity <sup>26</sup> (MES)	Capacity balance <sup>27</sup>	Comments
48	King George V Playing Fields (Outwood) <sup>32</sup>	Radcliffe	Yes	Sports Club	Secure	Youth	(11v11)	1	Poor	1	1	-	Pitch is played to capacity.
48	King George V Playing Fields (Outwood) <sup>32</sup>	Radcliffe	Yes	Sports Club	Secure	Youth	(9v9)	1	Poor	0.5	1	0.5	Pitch has potential spare capacity.
63	Redbank Playing Fields	Radcliffe	Yes	Sports Club	Secure	Mini	(5v5)	2	Standard	4	8	4	Potential spare capacity at peak time.
63	Redbank Playing Fields	Radcliffe	Yes	Sports Club	Secure	Mini	(7v7)	2	Standard	2.5	8	5.5	Potential spare capacity at peak time.
63	Redbank Playing Fields	Radcliffe	Yes	Sports Club	Secure	Youth	(11v11)	1	Standard	1	2	1	Potential spare capacity at peak time.
63	Redbank Playing Fields	Radcliffe	Yes	Sports Club	Secure	Youth	(9v9)	1	Standard	1.5	2	0.5	Potential spare capacity at peak time.
72	St Marys RC Primary School	Radcliffe	No	Education	<b>Unsecure</b>	Mini	(7v7)	1	Standard	4	4	-	Pitch is played to capacity through curricular and extracurricular use.
72	St Marys RC Primary School	Radcliffe	No	Education	<b>Unsecure</b>	Youth	(9v9)	2	Poor	2	2	-	Pitches are played to capacity through curricular and extracurricular use.
76	Stainton Park (Radcliffe Borough FC)	Radcliffe	Yes	Sports Club	Secure	Adult		1	Standard	3	2	-1	Pitch is overplayed by one match equivalent session per week.
91	Wesley Methodist Primary School	Radcliffe	No	Education	<b>Unsecure</b>	Youth	(9v9)	1	Poor	1	1	-	Pitch is played to capacity through curricular and extracurricular use.
30	Elton High School	RT&NM	No	Education	<b>Unsecure</b>	Youth	(11v11)	1	Poor	1	1	-	Pitch is played to capacity through curricular and extracurricular use.
38	Harry Williams Riverside Stadium	RT&NM	Yes	Sports Club	Secure	Adult		1	Standard	1	2	1	Pitch has potential spare capacity.
52	Nuttall Park	RT&NM	Yes	Sports Club	<b>Unsecure</b>	Adult		1	Standard	2.5	2	-0.5	Pitch is overplayed by 0.5 match equivalent session.
52	Nuttall Park	RT&NM	Yes	Sports Club	<b>Unsecure</b>	Mini	(5v5)	1	Standard	0	4	4	Pitch has potential spare capacity.
52	Nuttall Park	RT&NM	Yes	Sports Club	<b>Unsecure</b>	Mini	(7v7)	2	Standard	0.5	8	7.5	Pitches have potential spare capacity.
52	Nuttall Park	RT&NM	Yes	Sports Club	<b>Unsecure</b>	Youth	(11v11)	2	Standard	0	4	4	Pitches have potential spare capacity.
52	Nuttall Park	RT&NM	Yes	Sports Club	<b>Unsecure</b>	Youth	(9v9)	1	Standard	2	2	-	Pitch is played to capacity.
53	Old Doctors Recreation Ground	RT&NM	Yes	Church	<b>Unsecure</b>	Adult		1	Standard	0	2	2	Pitch has potential spare capacity.
64	Ripon Hall Avenue Recreation Land	RT&NM	Yes	Sports Club	Secure	Mini	(7v7)	2	Standard	1	8	7	Pitches have potential spare capacity.
64	Ripon Hall Avenue Recreation Land	RT&NM	Yes	Sports Club	Secure	Youth	(9v9)	2	Standard	1	4	3	Pitches have potential spare capacity.
69	St Annes	RT&NM	Yes	Church	<b>Unsecure</b>	Adult		1	Standard	1.5	2	0.5	Pitch has potential spare capacity.
78	Waterside Road Playing Fields	RT&NM	Yes	Sports Club	Secure	Mini	(7v7)	1	Standard	0.5	4	3.5	Pitch has potential spare capacity.
78	Waterside Road Playing Fields	RT&NM	Yes	Sports Club	Secure	Youth	(11v11)	1	Standard	1	2	1	Pitch has potential spare capacity.
81	Top Park	RT&NM	Yes	Sports Club	Secure	Youth	(11v11)	1	Standard	2	2	-	Pitch is played to capacity.
82	Tottington High School	RT&NM	Yes	Education	<b>Unsecure</b>	Youth	(11v11)	2	Poor	2	2	-	Pitches are played to capacity through both community and curricular use.
82	Tottington High School	RT&NM	Yes	Education	<b>Unsecure</b>	Youth	(9v9)	1	Poor	1	1	-	Pitch is played to capacity through both community and curricular use.
83	Tottington Primary School	RT&NM	Yes	Education	<b>Unsecure</b>	Mini	(7v7)	1	Standard	4	4	-	Pitch is played to capacity through both community and curricular use.



## BURY PLAYING PITCH & OUTDOOR SPORT STRATEGY ASSESSMENT REPORT

Site ID	Site name	Analysis area	Community use availability	Management	Security of tenure <sup>25</sup>	Pitch type	Pitch size	No. of pitches	Agreed quality rating	Current play (MES)	Site capacity <sup>26</sup> (MES)	Capacity balance <sup>27</sup>	Comments
84	Tottington St Johns	RT&NM	Yes	Sports Club	Secure	Mini	(7v7)	1	Standard	0.5	4	3.5	Pitch has potential spare capacity.
85	Town Meadow	RT&NM	Yes	Sports Club	Secure	Mini	(7v7)	2	Standard	3	8	5	Pitches have potential spare capacity.
89	Walshaw Sports Club	RT&NM	Yes	Sports Club	Secure	Adult		1	Standard	5	2	-3	Pitch is overplayed by three match equivalent sessions per week.
10	Bury & Whitefield Jewish Primary	Whitefield & Unsworth	Yes-unused	Education	<b>Unsecure</b>	Youth	(9v9)	1	Poor	1	1	-	Pitch is played to capacity through curricular and extracurricular use.
19	Castlebrook High School	Whitefield & Unsworth	Yes	Education	<b>Unsecure</b>	Youth	(11v11)	3	Poor	3	3	-	Pitches are played to capacity through both community and curricular use.
42	Higher Lane Primary School	Whitefield & Unsworth	No	Education	<b>Unsecure</b>	Youth	(9v9)	1	Poor	1	1	-	Pitches are played to capacity through curricular and extracurricular use.
43	Hillock Playing Fields	Whitefield & Unsworth	Yes	Sports Club	Secure	Adult		2	Poor	0	2	2	Pitches have potential spare capacity.
43	Hillock Playing Fields	Whitefield & Unsworth	Yes	Sports Club	Secure	Mini	(5v5)	2	Poor	1.5	4	2.5	Pitches have potential spare capacity.
43	Hillock Playing Fields	Whitefield & Unsworth	Yes	Sports Club	Secure	Mini	(7v7)	1	Poor	2	2	-	Pitch is played to capacity
43	Hillock Playing Fields	Whitefield & Unsworth	Yes	Sports Club	Secure	Youth	(11v11)	1	Poor	2.5	1	-1.5	Pitch is overplayed by 1.5 match equivalent sessions per week.
43	Hillock Playing Fields	Whitefield & Unsworth	Yes	Sports Club	Secure	Youth	(9v9)	2	Poor	1.5	2	0.5	Pitches have potential spare capacity.
55	Old Standians AFC (Ringley Road)	Whitefield & Unsworth	Yes	Sports Club	Secure	Adult		1	Standard	1	2	1	Pitch has potential spare capacity.
59	Philips High School	Whitefield & Unsworth	Yes-unused	Education	<b>Unsecure</b>	Adult		2	Standard	4	4	-	Pitches are played to capacity through curricular and extracurricular use.
59	Philips High School	Whitefield & Unsworth	Yes-unused	Education	<b>Unsecure</b>	Youth	(11v11)	1	Standard	2	2	-	Pitch is played to capacity through curricular and extracurricular use.
59	Philips High School	Whitefield & Unsworth	Yes-unused	Education	<b>Unsecure</b>	Youth	(9v9)	1	Standard	2	2	-	Pitch is played to capacity through curricular and extracurricular use.
79	Sunny Bank Primary School	Whitefield & Unsworth	No	Education	<b>Unsecure</b>	Youth	(9v9)	1	Poor	1	1	-	Pitch is played to capacity through curricular and extracurricular use.
86	Unsworth Cricket Club	Whitefield & Unsworth	Yes	Sports Club	Secure	Youth	(11v11)	1	Standard	0.5	2	1.5	Pitch has potential spare capacity.
86	Unsworth Cricket Club	Whitefield & Unsworth	Yes	Sports Club	Secure	Youth	(9v9)	1	Standard	0.5	2	1.5	Pitch has potential spare capacity.
87	Unsworth Primary School	Whitefield & Unsworth	No	Education	<b>Unsecure</b>	Mini	(7v7)	1	Standard	4	4	-	Pitch is played to capacity through curricular and extracurricular use.

# BURY PLAYING PITCH & OUTDOOR SPORT STRATEGY ASSESSMENT REPORT

---

## ***Spare capacity***

The next step is to ascertain whether or not any identified 'potential capacity' can be deemed 'spare capacity'. There may be situations where, although a site is highlighted as potentially able to accommodate some additional play, this should not be recorded as spare capacity against the site. For example, a site may be managed to regularly operate slightly below full capacity to ensure that it can cater for a number of regular friendly matches and activities that take place but are difficult to quantify on a weekly basis.

Over marked pitches which are used and exhibit potential spare capacity have not been considered available to accommodate further play in order to protect pitch quality, given the nature of repeated and sustained use over a short period of time.

Where there is potential spare capacity exhibited at school sites beyond current community use, this has not been included due to the significant additional use during the week by schools for curricular, extracurricular and competitive sport.

Additionally, potential spare capacity at sites which are known to be participating in the BBDFL summer league has been retained to either protect pitch quality or is discounted due to unsecure tenure.

## ***Match equivalent sessions***

Pitches have a limit of how much play they can accommodate over a certain period of time before their quality, and in turn their use, is adversely affected. As the main usage of pitches is likely to be for matches, it is appropriate for the comparable unit to be match equivalent sessions but may for example include training sessions and informal use.

At this stage, match equivalent sessions do not equate to a number of pitches. This is because an analysis area might show three match equivalent sessions of spare capacity, however, this is likely to be spread across a number of sites. Further to this, minimal spare capacity on one site may be required to accommodate strategic reserve and as such retained. If the spare capacity is on one pitch then it might indicate a need to create a different type of pitch to address a deficiency. This will be fully determined and recommendations will be made accordingly within the Strategy and Action Plan.

## BURY PLAYING PITCH & OUTDOOR SPORT STRATEGY ASSESSMENT REPORT

Table 2.24: Actual spare capacity

Site ID	Site name	Analysis area	Community use availability	Pitch type	Pitch size	No. of pitches	Security of tenure	Agreed quality rating	Site capacity (MES)	Capacity balance	Match equivalent sessions available in peak period	Comments
8	Broad Oak Sports College	Bury East	Yes-unused	Youth	(11v11)	2	<b>Unsecure</b>	Standard	4	2	2	Spare capacity discounted due to unsecure tenure.
11	Market Street Athletics Track	Bury East	Yes	Mini	(5v5)	1	Secure	Standard	4	2	-	No spare capacity at peak time.
11	Market Street Athletics Track	Bury East	Yes	Mini	(7v7)	1	Secure	Standard	4	2.5	-	No spare capacity at peak time.
12	Bury Church of England High School	Bury East	No	Youth	(11v11)	2	<b>Unsecure</b>	Standard	4	2	2	Spare capacity discounted due to unsecure tenure.
16	Bury Grammar School Boys Playing Fields	Bury East	Yes	Adult		2	Secure	Good	6	4.5	1.5	Actual spare capacity at peak time.
20	Clarence Park	Bury East	Yes	Mini	(5v5)	2	<b>Unsecure</b>	Standard	8	8	2	Spare capacity discounted due to unsecure tenure.
20	Clarence Park	Bury East	Yes	Youth	(11v11)	1	<b>Unsecure</b>	Standard	2	1.5	0.5	Spare capacity discounted due to unsecure tenure.
20	Clarence Park	Bury East	Yes	Youth	(9v9)	1	<b>Unsecure</b>	Standard	2	0.5	-	No spare capacity at peak time.
32	Gigg Lane	Bury East	Yes	Adult		1	Secure	Good	3	2	0.5	Elite club use with no wider community access.
51	Manchester Road Playing Field	Bury East	Yes	Adult		3	<b>Unsecure</b>	Standard	6	2	2.5	Spare capacity discounted due to unsecure tenure.
68	Seedfield Sports Club	Bury East	Yes	Adult		1	Unsecure	Poor	1	1	1	Spare capacity discounted due to poor pitch quality.
68	Seedfield Sports Club	Bury East	Yes	Mini	(7v7)	1	Unsecure	Standard	4	2	-	No spare capacity at peak time.
68	Seedfield Sports Club	Bury East	Yes	Youth	(11v11)	1	Unsecure	Poor	1	0.5	-	No spare capacity at peak time.
68	Seedfield Sports Club	Bury East	Yes	Youth	(9v9)	1	Unsecure	Poor	1	0.5	0.5	Spare capacity discounted due to poor pitch quality.
31	Elton Vale Sports Club	Bury West	Yes	Adult		1	Secure	Standard	2	0.5	-	No spare capacity at peak time.
90	Wellington Barracks Playing Field	Bury West	Yes	Adult		1	Secure	Standard	2	1.5	0.5	Minimal spare capacity retained to protect pitch quality.
90	Wellington Barracks Playing Field	Bury West	Yes	Mini	(5v5)	1	Secure	Standard	4	1.5	-	No spare capacity at peak time.
90	Wellington Barracks Playing Field	Bury West	Yes	Mini	(7v7)	3	Secure	Standard	12	10	1	Minimal spare capacity retained to protect pitch quality.
93	King George V Playing Fields (Elton)	Bury West	Yes	Adult		2	<b>Unsecure</b>	Standard	4	3.5	2	Spare capacity discounted due to unsecure tenure.
93	King George V Playing Fields (Elton)	Bury West	Yes	Youth	(11v11)	1	<b>Unsecure</b>	Standard	2	1	0.5	Spare capacity discounted due to unsecure tenure.
97	Chantlers Primary School	Bury West	Yes	Mini	(7v7)	1	<b>Unsecure</b>	Standard	4	3.5	0.5	Spare capacity discounted due to unsecure tenure.
21	Clifton Road	Prestwich	Yes	Adult		1	<b>Unsecure</b>	Standard	2	1	1	Spare capacity discounted due to unsecure tenure.



## BURY PLAYING PITCH & OUTDOOR SPORT STRATEGY ASSESSMENT REPORT

Site ID	Site name	Analysis area	Community use availability	Pitch type	Pitch size	No. of pitches	Security of tenure	Agreed quality rating	Site capacity (MES)	Capacity balance	Match equivalent sessions available in peak period	Comments
25	Drinkwater Park	Prestwich	Yes	Adult		4	Unsecure	Poor	4	1.5	2.5	Spare capacity discounted due to poor pitch quality.
25	Drinkwater Park	Prestwich	Yes	Mini	(5v5)	2	Unsecure	Poor	4	2	0.5	Spare capacity discounted due to poor pitch quality.
25	Drinkwater Park	Prestwich	Yes	Mini	(7v7)	1	Unsecure	Poor	2	1.5	1	Spare capacity discounted due to poor pitch quality.
41	Heys Road	Prestwich	Yes	Mini	(5v5)	1	Secure	Poor	2	0.5	0.5	Spare capacity discounted due to poor pitch quality.
41	Heys Road	Prestwich	Yes	Mini	(7v7)	1	Secure	Poor	2	1.5	0.5	Spare capacity discounted due to poor pitch quality.
49	Manchester Maccabi Community and Sports Club	Prestwich	Yes	Adult		1	Secure	Standard	2	0.5	1	Actual spare capacity at peak time.
65	Sandgate Road Playing Fields	Prestwich	Yes	Adult		1	Unsecure	Standard	2	1	-	No spare capacity at peak time.
1	Ainsworth Hall Road (Bankfield Playing Fields)	Radcliffe	Yes	Adult		1	Secure	Standard	2	1.5	0.5	Minimal spare capacity retained to protect pitch quality
22	Close Park	Radcliffe	Yes	Adult		2	Unsecure	Standard	4	4	2	Spare capacity discounted due to unsecure tenure.
22	Close Park	Radcliffe	Yes	Mini	(5v5)	2	Unsecure	Standard	8	4.5	-	No spare capacity at peak time.
22	Close Park	Radcliffe	Yes	Mini	(7v7)	2	Unsecure	Standard	8	4.5	-	No spare capacity at peak time.
22	Close Park	Radcliffe	Yes	Youth	(9v9)	2	Unsecure	Standard	4	1	-	No spare capacity at peak time.
48	King George V Playing Fields (Outwood)	Radcliffe	Yes	Mini	(5v5)	1	Secure	Poor	2	1.5	0.5	Spare capacity discounted due to poor pitch quality.
48	King George V Playing Fields (Outwood)	Radcliffe	Yes	Mini	(7v7)	1	Secure	Poor	2	1.5	0.5	Spare capacity discounted due to poor pitch quality.
48	King George V Playing Fields (Outwood)	Radcliffe	Yes	Youth	(9v9)	1	Secure	Poor	1	0.5	0.5	Spare capacity discounted due to poor pitch quality.
63	Redbank Playing Fields	Radcliffe	Yes	Mini	(5v5)	2	Secure	Standard	8	4	-	No spare capacity at peak time.
63	Redbank Playing Fields	Radcliffe	Yes	Mini	(7v7)	2	Secure	Standard	8	5.5	-	No spare capacity at peak time.
63	Redbank Playing Fields	Radcliffe	Yes	Youth	(11v11)	1	Secure	Standard	2	1	0.5	Actual spare capacity at peak time.
63	Redbank Playing Fields	Radcliffe	Yes	Youth	(9v9)	1	Secure	Standard	2	0.5	-	No spare capacity at peak time.
38	Harry Williams Riverside Stadium	RT&NM	Yes	Adult		1	Secure	Standard	2	1	0.5	Minimal spare capacity retained to protect pitch quality.
52	Nuttall Park	RT&NM	Yes	Mini	(5v5)	1	Unsecure	Standard	4	4	1	Spare capacity discounted due to unsecure tenure.
52	Nuttall Park	RT&NM	Yes	Mini	(7v7)	2	Unsecure	Standard	8	7.5	1.5	Spare capacity discounted due to unsecure tenure.
52	Nuttall Park	RT&NM	Yes	Youth	(11v11)	2	Unsecure	Standard	4	4	2	Spare capacity discounted due to unsecure tenure.
53	Old Doctors Recreation Ground	RT&NM	Yes	Adult		1	Unsecure	Standard	2	2	1	Spare capacity discounted due to unsecure tenure.
64	Ripon Hall Avenue Recreation Land	RT&NM	Yes	Mini	(7v7)	2	Secure	Standard	8	7	1	Actual spare capacity at peak time.
64	Ripon Hall Avenue Recreation Land	RT&NM	Yes	Youth	(9v9)	2	Secure	Standard	4	3	1	Actual spare capacity at peak time.
69	St Annes	RT&NM	Yes	Adult		1	Unsecure	Standard	2	0.5	-	No spare capacity at peak time.

## BURY PLAYING PITCH & OUTDOOR SPORT STRATEGY ASSESSMENT REPORT

Site ID	Site name	Analysis area	Community use availability	Pitch type	Pitch size	No. of pitches	Security of tenure	Agreed quality rating	Site capacity (MES)	Capacity balance	Match equivalent sessions available in peak period	Comments
78	Waterside Road Playing Fields	RT&NM	Yes	Mini	(7v7)	1	Secure	Standard	4	3.5	0.5	Minimal spare capacity retained to ensure pitch quality.
78	Waterside Road Playing Fields	RT&NM	Yes	Youth	(11v11)	1	Secure	Standard	2	1	-	No spare capacity at peak time.
84	Tottington St Johns	RT&NM	Yes	Mini	(7v7)	1	Secure	Standard	4	3.5	0.5	Spare capacity discounted due to over marking.
85	Town Meadow	RT&NM	Yes	Mini	(7v7)	2	Secure	Standard	8	5	-	No spare capacity at peak time.
43	Hillock Playing Fields	Whitefield & Unsworth	Yes	Adult		2	Secure	Poor	2	2	2	Spare capacity discounted due to poor pitch quality.
43	Hillock Playing Fields	Whitefield & Unsworth	Yes	Mini	(5v5)	2	Secure	Poor	4	2.5	0.5	Spare capacity discounted due to poor pitch quality.
43	Hillock Playing Fields	Whitefield & Unsworth	Yes	Youth	(9v9)	2	Secure	Poor	2	0.5	0.5	Spare capacity discounted due to poor pitch quality.
55	Old Standians AFC (Ringley Road)	Whitefield & Unsworth	Yes	Adult		1	Secure	Standard	2	1	1	Actual spare capacity at peak time.
86	Unsworth Cricket Club	Whitefield & Unsworth	Yes	Youth	(11v11)	1	Secure	Standard	2	1.5	1	Spare capacity discounted due to over marking.
86	Unsworth Cricket Club	Whitefield & Unsworth	Yes	Youth	(9v9)	1	Secure	Standard	2	1.5	0.5	Spare capacity discounted due to over marking.

## BURY PLAYING PITCH & OUTDOOR SPORT STRATEGY ASSESSMENT REPORT

Actual spare capacity has been aggregated up by area and by pitch type.

Table 2.25: Actual Spare capacity summary

Analysis Area	Actual spare capacity (match equivalent sessions per week)				
	Adult	Youth 11v11	Youth 9v9	Mini 7v7	Mini 5v5
Bury East	1.5	-	-	-	-
Bury West	-	-	-	-	-
Prestwich	1	-	-	-	-
Radcliffe	-	0.5	-	-	-
RT&NM	-	-	1	1	-
Whitefield & Unsworth	1	-	-	-	-
<b>Total</b>	<b>3.5</b>	<b>0.5</b>	<b>1</b>	<b>1</b>	<b>-</b>

There are just six match equivalent sessions of actual spare capacity located across five sites and nine pitches. A significant amount of potential spare capacity in Bury has been discounted due to poor pitch quality and unsecure tenure.

In total 14 match equivalent sessions per week, across multiple pitch types, have been discounted as a result of poor quality, whereas, 21 match equivalent sessions per week have been discounted for unsecure tenure. Any actual spare capacity at unsecured sites has been discounted from any totals as the long-term existence of those pitches cannot be relied upon in the future.

### Overplay

Overplay occurs when there is more play accommodated on a site than it is able to sustain (which can often be due to the low carrying capacity of the pitches). Only sites which are overplayed and have current community use have been included in the overplay summary, therefore school sites which do not currently have any community use but may be overplayed due to curriculum use and school fixtures have not been included.

Table 2.26: Overplay on football pitches

Site ID	Site name	Analysis area	Pitch type	Pitch size	No. of pitches	Match equivalent sessions per week
33	Goshen Sports Centre	Bury East	Adult		2	-4
33	Goshen Sports Centre	Bury East	Youth	(11v11)	1	-10
33	Goshen Sports Centre	Bury East	Youth	(9v9)	2	-2
74	St Peters Primary School	Bury East	Youth	(9v9)	1	-0.5
90	Wellington Barracks Playing Field	Bury West	Youth	(11v11)	1	-2.5
90	Wellington Barracks Playing Field	Bury West	Youth	(9v9)	1	-1
25	Drinkwater Park	Prestwich	Youth	(11v11)	1	-0.5
41	Heys Road	Prestwich	Youth	(11v11)	1	-1.5

## BURY PLAYING PITCH & OUTDOOR SPORT STRATEGY ASSESSMENT REPORT

Site ID	Site name	Analysis area	Pitch type	Pitch size	No. of pitches	Match equivalent sessions per week	
49	Manchester Maccabi Community and Sports Club	Prestwich	Youth	(11v11)	1	-0.5	
18	Cams Lane Sports Ground	Radcliffe	Adult		1	-0.5	
22	Close Park	Radcliffe	Youth	(11v11)	1	-2.5	
24	Dobbies Sports and Social Club Pitches	Radcliffe	Adult		1	-1	
45	Hollinhurst Playing Fields	Radcliffe	Adult		2	-0.5	
76	Stainton Park (Radcliffe Borough FC)	Radcliffe	Adult		1	-1	
52	Nuttall Park	RT&NM	Adult		1	-0.5	
81	Top Park	RT&NM	Youth	(11v11)	1	-2	
89	Walshaw Sports Club	RT&NM	Adult		1	-3	
43	Hillock Playing Fields	Whitefield & Unsworth	Youth	(11v11)	1	-1.5	
					<b>Total</b>	<b>21</b>	<b>-35</b>

Overplay on football pitches in Bury amounts to 35 match equivalent sessions over 21 pitches (across 15 sites), the majority of which are on youth 11v11 pitches. In several cases this is likely due to the extensive use of adult pitches for both adult and youth 11v11 football, overplay can also be as a result of training sessions which take place on the pitches during the week, which can also cause damage to the pitch and reduce spare capacity.

Table 2.27: Overplay summary

Analysis area	Overplay (match equivalent sessions per week)					Total
	Adult	Youth 11v11	Youth 9v9	Mini 7v7	Mini 5v5	
Bury East	-4	-8	-4.5	-	-	-16.5
Bury West	-	-2.5	-1	-	-	-3.5
Prestwich	-	-2.5	-	-	-	-2.5
Radcliffe	-3	-2.5	-	-	-	-5.5
RT&NM	-3.5	-2	-	-	-	-5.5
Whitefield & Unsworth	-	-1.5	-	-	-	-1.5
<b>Total</b>	<b>-10.5</b>	<b>-19</b>	<b>-5.5</b>	<b>-</b>	<b>-</b>	<b>-35</b>

As seen in the table above, the Bury East Analysis Area has the most amount of overplay amounting to 16.5 match equivalent sessions per week which is nearly half (46%) of all overplay within Bury. The least amount of overplay is located in the Whitefield & Unsworth Analysis Area with just 1.5 match equivalent sessions per week or 4% of the total amount.

# BURY PLAYING PITCH & OUTDOOR SPORT STRATEGY ASSESSMENT REPORT

## Football – grass pitch summary

- ◀ **Current supply of football pitch provision is insufficient with substantial shortfalls evident at adult, youth 11v11, youth 9v9 and mini 5v5 pitch types, though capacity exists on mini 7v7 pitches.**
- ◀ **When considering future demand, these substantial shortfalls will worsen with minor amount of spare capacity remaining on mini 7v7 pitches. This is exacerbated due to the fact there are no full size 3G pitches within the Borough.**
- ◀ The audit identifies a total of 177 grass football pitches across 60 sites in Bury, however, 164 pitches across 51 sites are identified as being available for community use on some level, whilst 13 pitches across nine sites are unavailable for community use.
- ◀ Most available pitches in Bury (29%) are adult sized which is, in part, due to youth 11v11 teams playing on adult pitches.
- ◀ Planning application has been submitted which will see the loss of some playing field land and result in the permanent relocation of adult teams and temporary relocation of all teams during construction. Key stakeholders are considering three options to relocate teams including bring back into use disused site Radcliffe Leisure Centre. The pavilion onsite at Close Park will not be affected by any development.
- ◀ The majority of teams in Bury either rent, lease or self-manage sites which are owned by the Council. In total 21 clubs in Bury currently either hold or are in the process of finalising a self-management agreement.
- ◀ Self-management agreements have affected pitch and ancillary facility quality across Bury due to the fact they do not meet requirements to secure large scale capital grants or external funding.
- ◀ Ramsbottom United JFC, Radcliffe Borough JFC, Bury FC Community Trust and Radcliffe Town all have aspiration to acquire leases of their home venues.
- ◀ The pitch quality ratings determined through a combination of non-technical assessments and user feedback show most pitches (57%) available for community use are rated as standard quality, with 39% rated as poor and only six pitches as good, equating to just 4%.
- ◀ Pitches in the authority are vulnerable and subject to flooding due to their location on floodplains adjacent to the River Irwell. As a result, 12 clubs reports aspirations to improve drainage at their home sites.
- ◀ Anecdotal evidence suggests several clubs have attempted to acquire relevant funding streams to improve the quality of their ancillary facilities and have not been able to due to their current SMAs.
- ◀ In total there are 358 teams identified as playing competitive football matches within Bury. This is made up of 58 men's, three women's, 155 youth boys', 23 youth girls' and 119 mini soccer teams.
- ◀ The Bolton and Bury Junior Football League is in its second year of piloting summer football. Four sites in Bury (Goshen Sports Centre, Lower Gigg Playing Fields, St Marys Park and Top Park) are used for both winter and summer football.
- ◀ Team generation rates based on population indicate the likely creation of seven youth 11v11 teams. A number of teams also highlight clear plans to increase the number of teams for next season, totalling a requirement for a further 36 match equivalent sessions across different pitch types.
- ◀ According to Lancashire FA affiliation data 2017/18, there are five club fielding 30 teams which play matches on venues outside of the local authority area.
- ◀ In total, latent demand amounts to two match equivalent sessions per week on adult pitches, 2.5 on youth 11v11 pitches, one on youth 9v9 pitches and two on mini 5v5 pitches.
- ◀ There are just six match equivalent sessions of actual spare capacity located across five sites and nine pitches.
- ◀ Overplay on football pitches in Bury amounts to 35 match equivalent sessions over 21 pitches (across 15 sites), the majority of which are on youth 11v11 pitches.

# BURY PLAYING PITCH & OUTDOOR SPORT STRATEGY ASSESSMENT REPORT

## PART 3: CRICKET

### 3.1: Introduction

Lancashire Cricket Foundation (LCF) serves as the governing and representative body for cricket within Bury. Its aim is to promote the game at all levels through partnerships with professional and recreational cricketing clubs, and other appropriate agencies.

The LCF is currently working with the ECB on delivering its five-year plan, Cricket Unleashed. Its success will be measured by the number of people who support, play and follow the whole game and is based upon five key areas (More play, great teams, inspired fans, good governance and social responsibility and strong finance and operations).

Senior cricket is typically played on Saturdays, however; there is some play both on Sundays and midweek when teams typically play in short format competitions. The main senior league which services Bury is the Greater Manchester Cricket League (GMCL)

The youth league structure in Bury tends to be club based matches which are played midweek or on Sunday mornings dependant on age group. There is usually no conflict with access to squares and any midweek matches are usually played on different nights, whilst Sunday morning matches are played before senior matches in the afternoon. The main league for junior cricket is also the GMCL.

### **Consultation**

Based on the contact information supplied by LCF, of the 14 clubs which were sent an online survey, 13 responded resulting in a response rate of 93%. The only club which did not respond to consultation requests was Radcliffe CC.

### 3.2: Supply

In total, there are 15 grass cricket squares in Bury located across 15 sites; all but one of these is available for community use. The only grass cricket square which is not available is located at Bury Grammar School (Boys).

*Table 3.1: Summary of grass cricket squares available for community use*

<b>Analysis area</b>	<b>Squares available for community use</b>
Bury East	1
Bury West	3
Prestwich	1
Radcliffe	2
RT&NM	5
Whitefield & Unsworth	2
<b>Total</b>	<b>14</b>

The grass cricket squares available for community use are located mainly in the RT&NM Analysis Area which hosts five (36%) squares. The Bury East and Prestwich analysis areas have the least amount of grass cricket squares with one square (7%) each.

# BURY PLAYING PITCH & OUTDOOR SPORT STRATEGY ASSESSMENT REPORT

## **Non-turf pitches (NTPs)**

The ECB highlights that NTPs which follow its TS6 guidance on performance standards are suitable for high level, senior play and are considered able to take 60 matches per season although this may include training sessions where on occasions mobile nets may be used as a practice facility.

It should be noted that inclusion of a non-turf wicket for the management of fixtures would alleviate overlap issues, however this would be subject to league rules and minimum pitch specifications (the overall ground size is 115m which can accommodate a nine strip square – see ECB S9 pitch layout). Where possible the addition of a non-turf wicket could be considered for junior cricket (up to U15s) and potentially lower league cricket which will take the burden off remaining wickets due to intensification of use. This option should be considered on a site by site basis.

*Table 3.2: Summary of NTPs in Bury*

Site ID	Site	Analysis area	Number of NTPs	Position
9	Brooksbottom Cricket Club	RT&NM	1	Square
12	Bury Church of England High School	Bury East	1	Standalone
16	Bury Grammar School Boys Playing Fields	Bury East	2	Standalone
31	Elton Vale Sports Club	Bury West	1	Square
34	Greenmount Cricket Club	RT&NM	1	Square
61	Prestwich Cricket Tennis & Bowling Club	Prestwich	1	Square
70	St Gabriel's RC High School	Bury East	1	Standalone
84	Tottington St Johns	RT&NM	1	Square

In addition to the NTPs listed above, there is also a disused NTP located at Radcliffe Leisure Centre (former Riverside School). It is unknown when this was last accessed.

No clubs report quality issues regarding the NTPs located on their squares, however, non-technical assessments indicate the artificial surfaces at Elton Vale Sports Club and Prestwich Cricket & Bowling Club both have elements of moss and are worn in high traffic areas.

St Gabriel's RC High School NTP is of poor quality due to its age and lack of suitable maintenance, in comparison, Bury Grammar School Boys Playing Fields NTPs are good quality as they have received regular maintenance including the removal of moss and lichen from their surface. It should be noted that the NTPs at both St Gabriel's RC High School and Bury Grammar School Boys Playing Fields are unavailable for community use.



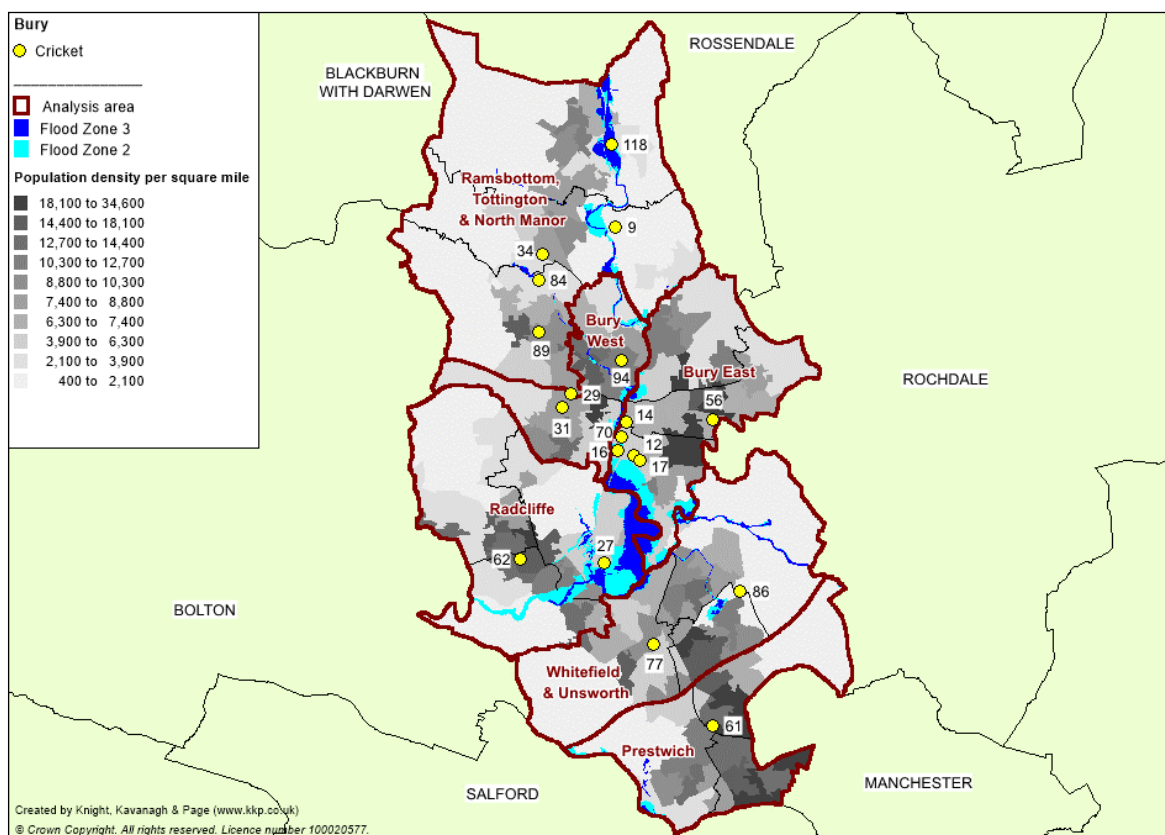
# BURY PLAYING PITCH & OUTDOOR SPORT STRATEGY ASSESSMENT REPORT

## Informal play

None of the NTPs in Bury are located at publicly accessible playing field or park sites. Though not considered to be a suitable non-turf pitch due to its inability to accommodate formal match play of any kind, there is a concrete surfaced wicket situated within a circular segment of Openshaw Park (Bury East). The segment of the park is surrounded by a circular pathway which apportions it well as an area for cricket, however though the boundary distance is sufficient to each side (45m) there are critical safety issues as a public open space which prevent it from being well suited as a possible hard ball cricket location.

The Council reports anecdotally that the wicket is well used for recreational and informal cricket by local residents and that discussions have previously taken place with LCF regarding what could be done to improve the space for recreational and informal cricket, either as a better quality informal playing surface or through the installation of net bay facilities. The locality is home to a substantial South Asian population and there is potential to link with key organisations and faith centres in the local community to drive this form of participation.

Figure 3.1: Map of cricket pitch provision within Bury



## BURY PLAYING PITCH & OUTDOOR SPORT STRATEGY ASSESSMENT REPORT

Table 3.3: Summary of cricket provision in Bury

Site ID	Site	Analysis area	Number of squares	Community use	Number of wickets	
					Grass	Non-turf
9	Brooksbottom Cricket Club	RT&NM	1	Yes	12	1
12	Bury Church of England High School	Bury East	1	No	-	1
14	Bury Grammar School (Boys)	Bury East	1	No	6	-
16	Bury Grammar School Boys Playing Fields	Bury East	2	No	-	1
16	Bury Grammar School Boys Playing Fields	Bury East		No	-	1
17	Bury Sports Club	Bury East	1	Yes	14	-
27	East Lancs Paper Mill Cricket Club	Radcliffe	1	Yes	8	-
29	Elton Cricket Club	Bury West	1	Yes	12	-
31	Elton Vale Sports Club	Bury West	1	Yes	10	1
34	Greenmount Cricket Club	RT&NM	1	Yes	8	1
61	Prestwich Cricket Tennis & Bowling Club	Prestwich	1	Yes	14	1
62	Radcliffe Cricket Club	Radcliffe	1	Yes	12	-
70	St Gabriel's RC High School	Bury East	1	No-disused	-	1
77	Stand Cricket Club	Whitefield & Unsworth	1	Yes	12	-
84	Tottington St Johns <sup>31</sup>	RT&NM	1	Yes-unused	8	1
86	Unsworth Cricket Club	Whitefield & Unsworth	1	Yes	8	-
89	Walshaw Sports Club	RT&NM	1	Yes	8	-
94	Woodbank Cricket Club	Bury West	1	Yes	10	-
118	Ramsbottom Cricket Club	RT&NM	1	Yes	12	-

<sup>31</sup> The square at Tottington St Johns is unused throughout the 2018 season due to ongoing maintenance work.

# BURY PLAYING PITCH & OUTDOOR SPORT STRATEGY ASSESSMENT REPORT

---

## **Security of tenure**

All but two cricket clubs playing in Bury (East Lancs Paper Mill CC and Brooksbottom CC) are considered to have secured use through either ownership or long-term leasehold.

East Lancs Paper Mill CC has unsecure tenure at its home ground and has just one year remaining on its lease from private landowner Homes England. The site is implicated as part of aforementioned proposals to development new housing on the East Lancashire Paper Mill site, with current plans showing the relocation of the cricket ground elsewhere within the scheme towards the Tower Farm part of the site, along with additional surrounding playing field land.

Brooksbottom CC has a lease for the use of its home ground; however, it reports this arrangement is complicated. The lease is with both the Council and private landowner and does not provide complete secure tenure. The Club indicates the lease is affecting applications for grant funding and as a result it has not been able to make any improvements to ancillary facilities.

## **Quality**

As part of the PPS Guidance, there are three levels to assessing the quality of cricket pitches: good, standard and poor. Maintaining high pitch quality is the most important aspect of cricket; if the wicket is poor, it can affect the quality of the game and can, in some instances, become dangerous. To obtain a full technical assessment of wicket and pitches, the ECB recommends a Performance Quality Standard (PQS) assessment. The PQS looks at a cricket square to ascertain whether the pitch meets the Performance Quality Standards which are benchmarked by the Institute of Groundsmanship (IOG).

The non-technical assessment of grass wicket squares in Bury found six squares to be good quality and seven squares to be standard quality; no squares were assessed as poor quality.

*Table 3.4: Summary of quality for grass wicket squares*

<b>Good</b>	<b>Standard</b>	<b>Poor</b>
6	7	-

It should be noted that a quality rating has not been assigned to the square located at Tottington St John's. The Club which accesses the site, Tottington St John's CC, report the square is not in use during 2018 season due to on-going quality improvements and will be ready to use for the start of the 2019 season.

Elton Vale CC indicates it is struggling to cover maintenance costs to sustain the quality of its grass cricket square. It needs to improve drainage, square covers and hire external grounds man; however, it is having funding issues and may not be able to sustain the facility in the near future.

Similarly, Elton CC and Unsworth CC report issues regarding ineffective outfield drainage at both of their home grounds.

The grass square at Prestwich Cricket Tennis & Bowling Club is good quality due to a recent substantial grant from Sport England and the ECB. Prestwich CC report the square has improved in quality since last season due to an enhanced maintenance regime made available through the funding.

## BURY PLAYING PITCH & OUTDOOR SPORT STRATEGY ASSESSMENT REPORT

In comparison, the quality of the square at Bury Sports Club has become slightly poorer since last season. Bury CC report this is a result of vandalism in the form of a tractor being driven across the outfield and square. The damage to the provision has been difficult to repair especially accompanied by recent dry weather.

To obtain a full technical assessment of wicket and pitches, the ECB recommends a Performance Quality Standard (PQS) assessment. The PQS looks at a cricket square to ascertain whether the pitch meets the Performance Quality Standards, which are benchmarked by the Institute of Groundsman.

*Table 3.5: Performance Quality Standard (PQS) ratings*

Quality rating	Details
Premier (High)	Where the surface is intended for Premier League play, with those within the top quartile capable of holding minor county and 1st class one day matches. May include some of the better schools and university pitches
Club (Standard)	A Club pitch suitable for league, school and junior cricket
Basic	An acceptable level suitable for recreational cricket and where the surface is designed and maintained within tight financial limitations such as local authorities
Unsuitable	This is where the surface is deemed unfit or unsafe for play

Clubs can contact the LCF to arrange for a pitch advisor to complete three different reports (comprehensive/mini/verbal) that vary in cost. A fully comprehensive report includes soil testing and guidance on machinery and corrective procedures, a mini report includes guidance on machinery and corrective procedures and a verbal report is a spoken version of a mini report.

### **Ancillary facilities**

Quality and access to required match day ancillary facilities varies between clubs in Bury. The extent of ancillary facilities required also differs between times of play; for example, senior teams playing at weekends typically need to access clubhouse and kitchen facilities to provide teas, whereas for junior and senior matches played midweek this is often not required and more emphasis is on access to suitable changing facilities.

During consultation, clubs were asked to rate the quality of their ancillary facilities. The table below highlights the responses.

*Table 3.6: Ancillary facilities quality as rated by clubs*

Good	Standard	Poor
Bury CC Elton CC Elton Vale CC Prestwich CC Ramsbottom CC Tottington St John's CC Walshaw CC	Greenmount CC Stand CC Unsworth CC	Brooksbottom CC East Lancs Paper Mill CC Woodbank CC

Of clubs which responded to consultation, seven clubs (54%) rate the ancillary facilities they use as good quality. This is compared to three clubs (23%) that rate provision as standard quality and three clubs (23%) which rate its facilities as poor.

## BURY PLAYING PITCH & OUTDOOR SPORT STRATEGY ASSESSMENT REPORT

---

Both East Lancs Paper Mill CC and Woodbank CC report their facilities to be poor quality and in need of modernisation after suffering from vandalism within the year. Brooksbottom CC also indicates its clubhouse facilities are poor quality and reports it has attempted to obtain relevant funding, however, was unsuccessful as a result of issues regarding security of tenure (as detailed earlier).

Walshaw CC is currently waiting to find out if it requires planning permission to increase the height of its boundary fencing from the Council. It states the increase in height is needed as the grass cricket square is located next to a road and is therefore essential for health and safety purposes. It also has plans to install CCTV on the site.

### *Ball strike / site development*

It should be noted that the ECB states that where there is either new cricket provision being put in place or more commonly development which may prejudice the use of the sporting facility there would be a requirement for a full ball strike risk assessment to be undertaken and appropriate mitigation put in place as part of the development. As such the ECB recommends that the clubs/organisations seek to have a ball strike risk assessment undertaken. Further information can be provided by the ECB.

### **Training facilities**

Access to cricket nets is important, particularly for pre-season/winter training; however, Lancashire Cricket Foundation (LCF) reports that access to indoor net facilities is an issue across the County. The following outdoor squares in Bury are accompanied by practice facilities:

- ◀ Brooksbottom Cricket Club
- ◀ Bury Sports Club
- ◀ Elton Vale Cricket Club
- ◀ Greenmount Cricket Club
- ◀ Prestwich Cricket Tennis & Bowling Club
- ◀ Radcliffe Cricket Club
- ◀ Ramsbottom Cricket Club
- ◀ Tottington St John's
- ◀ Unsworth Cricket Club
- ◀ Walshaw Cricket Club
- ◀ Woodbank Cricket Club

East Lancs Paper Mill CC, Elton CC and Stand CC are the only clubs in Bury which do not have access to practice nets at their home grounds.

Although the majority of clubs are serviced by practice facilities eight clubs still indicate aspirations for additional training facilities, which are summarised in the following table.

# BURY PLAYING PITCH & OUTDOOR SPORT STRATEGY ASSESSMENT REPORT

Table 3.7: Summary of demand for additional training facilities

Site ID	Site	Club	Comments
9	Brooksbottom Cricket Club	Brooksbottom CC	Additional non turf practice nets.
17	Bury Sports Club	Bury CC	Grass practice nets.
27	East Lancs Paper Mill Cricket Club	East Lancs Paper Mill CC	Mobile net cage and non-turf practice nets.
31	Elton Vale Cricket Club	Elton Vale CC	Mobile net cage.
61	Prestwich Cricket Tennis & Bowling Club	Prestwich CC	Non turf wicket.
77	Stand Cricket Club	Stand CC	Mobile net cage.
84	Tottington St Johns	Tottington St Johns CC	Mobile net cage.
118	Ramsbottom Cricket Club	Ramsbottom CC	Indoor centre for winter training.

### 3.3: Demand

Demand at cricket clubs in Bury is strong with all clubs fielding at least two senior teams and 79% or 11 clubs fielding a minimum of four junior teams. It should be stated that the audit only includes demand recorded from the 14 clubs which are affiliated to LCF.

Table 3.8: Summary of affiliated team demand in Bury

Club name	Analysis area	Number of competitive teams		
		Senior men	Senior women	Junior
Brooksbottom CC	RT&NM	3	-	8
Bury CC	Bury East	3	-	5
East Lancs Paper Mill CC	Radcliffe	3	-	-
Elton CC	Bury West	3	-	5
Elton Vale CC	Bury West	2	-	-
Greenmount CC	RT&NM	4	-	7
Prestwich CC	Prestwich	3	-	5
Radcliffe CC	Radcliffe	2	-	4
Ramsbottom CC	RT&NM	3	-	6
Stand CC	Whitefield & Unsworth	3	-	4
Tottington St John's CC	RT&NM	2	1	-
Unsworth CC	Whitefield & Unsworth	3	-	4
Walshaw CC	RT&NM	3	-	5
Woodbank CC	Bury West	3	-	5
<b>Total</b>		<b>40</b>	<b>1</b>	<b>58</b>

There are 41 senior and 58 junior teams playing competitive matches in Bury as shown above, totalling 99 affiliated cricket teams playing within across the Borough.

# BURY PLAYING PITCH & OUTDOOR SPORT STRATEGY ASSESSMENT REPORT

Women's and girls' cricket is a national priority and there is a target to establish two girls' and one women's team in every local authority over the next five years. 8-10% of the Whole Sport Plan funding is focused around women and girls and talent ID. Tottington St Johns CC is the sole provider of women's cricket in Bury with the only senior women's team. This club acts as a focus for women's and girls' cricket development in the area and the LCF and other local clubs signpost female players to them.

Although this is the only women's team in Bury, both Brooksbottom CC and Woodbank CC field women's teams for softball and rounder competition across the Borough. The Clubs have aspirations this participation will grow and eventually lead to them hosting dedicated women's and girls' cricket.

As mentioned, the square at Tottington St Johns is not being used for the 2018 season due to on-going maintenance work; as a result Tottington St Johns CC demand has been displaced off site. The Club report its first Saturday team is playing its fixtures at Radcliffe CC this season, whereas, its first women's team is utilising provision at East Lancs Paper Mill CC on Sundays. Its second Saturday team is currently displaced into Rochdale. All three teams are expected to return to Tottington St Johns for the start of the 2019 season.

## ***Participation trends***

The National Player Survey (NPS) conducted over the past three years by the ECB reveals that the nature of participation in traditional league cricket is currently suffering a decline, although this is being offset by a rapid increase in non-traditional formats (such as LMS and T20 competitions), which are shorter, quicker formats of the game and are referenced further on in this report.

This trend of decline is incorrect for Bury as there is evidence of stability and minor levels of growth for both men's and women's open age. The only indication of participation decreasing across the Borough is at a junior age with quarter of teams responding to consultation reporting their levels of junior membership have reduced.

*Table 3.9: Change in the number of teams over the previous three years*

Team type	Clubs response		
	Increased	Decreased	Stayed the same
Men's Open Age	25%	-	75%
Women's Open Age	8%	-	92%
Junior	32%	25%	42%

## ***Last man stands (LMS)***

Last Man Stands (LMS) is a short format of cricket operated on a franchise basis but affiliated to the ECB, where matches are typically played midweek on NTPs. There is no LMS league in Bury; however there are four leagues operating within neighbouring Manchester based at Parris Wood High School, Didsbury Sports Ground and Cheetham Hill CC.



# BURY PLAYING PITCH & OUTDOOR SPORT STRATEGY ASSESSMENT REPORT

## Future demand

Team generation rates (TGRs) are used below as the basis for calculating the number of teams likely to be generated in the future based on population growth.

Table 3.10: Team generation rates (applied Borough wide)

Age group	Current population within age group	Current no. of teams	Team generation rate	Future population within age group (2037)	Predicted future number of teams	Additional teams that may be generated from the increased population
Senior Men's (18-55)	42,947	39	1:1,101	41,958	38.1	0
Senior Women's (18-55)	44,195	1	1:44,195	42,164	1	0
Junior Boys (7-18)	13,387	56	1:239	14,063	59	3
Junior Girls (7-18)	12,539	2	1:6,270	13,357	2.1	0

Table 3.11: Team generation rates (applied by Analysis Area)

Age group	Additional teams that may be generated from the increased population (by Analysis Area)					
	Bury East	Bury West	Prestwich	Radcliffe	RT&NM	Whitefield & Unsworth
Senior Men's (18-55)	-	-	-	-	-	-
Senior Women's (18-55)	-	-	-	-	-	-
Junior Boys (7-18)	-	-	-	-	1	-
Junior Girls (7-18)	-	-	-	-	-	-
<b>Total</b>	-	-	-	-	<b>1</b>	-

Team generation rates based on future population applied by analysis area forecast the likely creation of at least one new junior boys' team in the RT&NM area.

There is no other age group predicted to see participation increase sufficient to create whole new teams, though some increases in participation may join existing squads.

Junior boys' teams play an average of six home matches per season representing a further requirement for approximately six junior boys' match sessions per season to accommodate proposed new teams junior cricket takes place midweek and can therefore take place over a number of evenings.

It is important to acknowledge that whilst TGRs project team growth as a factor of population and existing teams, there are plans and strategies to increase the number of teams at some formats beyond what current trends suggest, due to a desire to change such trends. For example, female growth at women's and girls' age groups is relatively small, however there are planned increases in activity around female participation through both Allstars Cricket (aimed at juniors aged between five and eight years of age) and a programme of women and girls softball festivals in 2018 which are likely to reflect in growth above levels shown through TGRs.

The table below shows a summary of quantified club aspirations for future demand. The subsequent PPS Strategy & Action Plan Report will contain a housing growth scenario which will estimate the additional demand for cricket arising from anticipated housing development across the Borough.

## BURY PLAYING PITCH & OUTDOOR SPORT STRATEGY ASSESSMENT REPORT

Table 3.12: Summary of future demand (club aspirations)

Club	Future demand			
	Senior men	Senior women	Junior	Total
Brooksbottom CC	-	-	1	1
Bury CC	1	1	2	4
Elton CC	-	-	1	1
Prestwich CC	-	-	1	1
Ramsbottom CC	-	-	2	2
Stand CC	-	-	1	1
Tottington St John's CC	-	-	3	3
Walshaw CC	-	1	-	1
<b>Total</b>	<b>1</b>	<b>2</b>	<b>11</b>	<b>14</b>

It is important to note that TGRs are based on population figures and cannot account for specific targeted development work within certain areas or focused towards certain groups, such as NGB initiatives or coaching within schools.

### *All Stars Cricket*

In partnership with the ECB and Chance to Shine cricket clubs in Bury can register to become an ECB All Stars Cricket Centre. Once registered, a club can deliver the programme which aims to introduce cricket to children aged from five to eight. Subsequently, this may lead to increased interest and demand for junior cricket at clubs. The programme seeks to achieve the following aims:

- ◀ Increase cricket activity for five to eight year olds in the school and club environment
- ◀ Develop consistency of message in both settings to aid transition
- ◀ Improve generic movement skills for children, using cricket as the vehicle
- ◀ Make it easier for new volunteers to support and deliver in the club environment
- ◀ Use fun small sided games to enthuse new children and volunteers to follow and play the game

Bury, Elton, East Lancs Paper Mill, Greenmount, Ramsbottom and Walshaw cricket clubs will all run All Stars Cricket centres in 2018 and are subsequently likely to experience significant interest and growth in junior participation.

### *Chance to Shine Schools Programme*

Chance to Shine is a national charity which aims to educate young people and teach them vital life skills through cricket. Since 2005 the Charity's school programme has helped combat the decline of participation in cricket, especially in state schools. In Bury it works in partnership with the LCF and local clubs to engage both girls and boys to play and learn through engagement. This is achieved through but not limited by teacher training, club/school partnership and curricular/extracurricular coaching.

# BURY PLAYING PITCH & OUTDOOR SPORT STRATEGY ASSESSMENT REPORT

---

## ***Exported demand***

Displaced or exported demand refers to Bury based teams that are currently accessing pitches outside of the local authority for their home fixtures, normally because their pitch requirements cannot be met, which is usually because of pitch supply, in some cases quality issues or stipulated league requirements for access to certain facilities. In the same manner, it also refers to demand imported from other local authorities into the Borough based on the same reasoning.

As mentioned, Tottington St John's CC reports not being able to use its grass cricket square at Tottington St John's due to on-going quality improvements throughout 2018. As a result its second men's team is exporting demand to Bamford Fieldhouse Cricket Club in neighbouring authority Rochdale. The Club indicates this demand will return for the 2019 season once improvements have been made to its square.

## ***Imported demand***

Imported demand refers to any demand from neighbouring local authorities that accesses facilities within the Bury study area due to a lack of available facilities in other local authorities where such team or club is based. There is no known imported cricket demand into Bury.

## ***Unmet demand***

Unmet demand is existing demand that is not able to access sufficient pitches. It is usually expressed, for example, when a team is already training but is unable to access a match pitch, or when a league has a waiting list. There is no recorded unmet demand for cricket in Bury.

## ***South Asian communities***

The ECB considers the development of cricket within South Asian communities to be a key focus and identifies five focus cities (London, Birmingham, Leicester, Leeds and Bradford) with a high target demographic for investment to develop participation, interest and ability within these populations.

Though Bury is not one of the five focus areas or a priority area for South Asian community cricket initiatives, LCF received ECB funding in 2015 towards the delivery of coaching and increasing opportunities for participants of South Asian background. The LCF has engaged with these communities over a number of years now through the creation of the Minority Ethnic Communities Cricket Forum set up in 2002 which focuses on the progression and development of cricket within Black and Minority Ethnic (BME) communities.

The Pimhole area (Bury East) has been identified by the Council as having a substantial South Asian population which is reported anecdotally by the Council to often play informal and recreational cricket on the concrete wicket at Openshaw Park. Whilst LCF continues to drive South Asian participation and performance pathways through clubs and schools, Openshaw Park may represent opportunity to provide a better quality recreational cricket offer for this group of participants.

# BURY PLAYING PITCH & OUTDOOR SPORT STRATEGY ASSESSMENT REPORT

## 3.4: Supply and demand analysis

The table overleaf explores total available spare capacity over the season, considered against total overplay and future demand identified and quantified through consultation and TGRs.

Match equivalent sessions per season for future demand has been calculated using the average number of matches played per season by the respective team type (12 matches for senior men and eight matches for senior women). As previously mentioned, junior teams generally play midweek across a variety of days; consequently, spare capacity is considered to exist for junior matches both now and in the future and should be judged on a site by site basis where clubs have particular aspirations to increase the number of junior teams.

Table 3.13: Capacity of grass cricket squares in Bury

Analysis area	Total spare capacity (match sessions)	Demand (match sessions per season)			
		Overplay	Current total	Future demand (senior)	Total
Bury East	-	-	-	20	-20
Bury West	30	-8	22	-	22
Prestwich	-	-	-	-	-
Radcliffe	-	-	-	-	-
RT&NM	40	-35	5	8	-3
Whitefield & Unsworth	-	-11	-11	-	-11
<b>Total</b>	<b>70</b>	<b>-54</b>	<b>16</b>	<b>28</b>	<b>-12</b>

Analysis suggests there is insufficient capacity at present to cater for current demand in Whitefield & Unsworth Analysis Area. When accounting for future demand overplay worsens is established in the RT&NM and Bury East areas and overplay worsens in the Whitefield & Unsworth area.

## 3.5: Conclusion

In summary, there is sufficient supply of cricket provision to cater for current demand across Bury; however, there is a shortfall of 11 match equivalent sessions in the Whitefield & Unsworth Analysis Area.

When factoring in future demand across the Borough there is an overall shortfall of 12 match equivalent sessions.

Current midweek demand can be sufficiently accommodated though there is a need to address overplay at specific sites which may be best achieved through a transfer of some junior play to capacity elsewhere. This could include NTPs on or offsite, or midweek capacity available at other club grounds which have no or less junior teams.

Given the potential shortfalls on Saturdays there is a clear need to address overplay whilst retaining the current number of grass wicket squares. Of the four overplayed sites only one, Greenmount CC, has an NTP onsite. Therefore, consideration should be given to potentially installing NTPs on the remaining sites to alleviate overplay. As Greenmount CC already has an NTP in situ there may be a need for the Club to access a second venue for the transfer of a portion of its demand.

# BURY PLAYING PITCH & OUTDOOR SPORT STRATEGY ASSESSMENT REPORT

---

It should be noted that at sites with minimal levels of overplay, such as Woodbank Cricket Club, can be managed as long as the site is maintained to a good quality level. At sites where there are standard quality squares which are marginally overplayed, such as Unsworth Cricket Club, it is recommended that an improvement in maintenance is made to sustain the extra match equivalent sessions.

## 3.6: Capacity analysis

Capacity analysis for cricket is measured on a seasonal rather than weekly basis. This is due to playability (i.e. only one match is generally played per square per day at weekends or weekday evening). Wickets are rotated throughout the season to reduce wear and allow repair. Therefore, it is more accurate to assess capacity seasonally rather than weekly. The capacity of a square to accommodate matches is driven by the number and quality of wickets. This section presents the current square stock available for cricket and illustrates the number of competitive matches per season per square.

To help calculate square capacity, the ECB suggests that a good quality natural turf wicket should be able to take five matches per season per natural turf wicket (adults). This information is used to allocate capacity ratings as follows:

<b>Potential capacity</b>	Play is below the level the site could sustain
<b>At capacity</b>	Play matches the level the site can sustain
<b>Overused</b>	Play exceeds the level the site can sustain

### ***Peak time demand***

An analysis of match play identifies peak time demand for senior cricket as Saturdays, with 25 senior teams (63%) playing on this day. There is a level of demand for Sunday cricket, with 15 teams (37%) playing on this day, however, this is minimal.

For junior cricket, peak time demand is considered to be midweek. It should therefore be noted that midweek cricket has the potential to be spread across numerous days Monday to Friday (though some time will be required for square preparation/repair and training) and as a result squares have greater capacity to carry junior demand providing the pitches are not overplayed.

## BURY PLAYING PITCH & OUTDOOR SPORT STRATEGY ASSESSMENT REPORT

Table 3.14: Grass cricket square capacity

Site ID	Site name	Analysis area	Management	Security of tenure	Community use availability?	Teams/groups accommodated	Quality rating <sup>32</sup>	Number of pitches	Number of natural turf wickets	Actual play (match equivalent sessions per season)	Capacity (match equivalent sessions per season) <sup>33</sup>	Capacity rating (sessions per season)
9	Brooksbottom Cricket Club	RT&NM	Private	<b>Unsecure</b>	Yes	Brooksbottom CC	Standard	1	12	57	60	3
17	Bury Sports Club	Bury East	Sports Club	Secure	Yes	Bury CC	Standard	1	14	58	70	12
27	East Lancs Paper Mill Cricket Club	Radcliffe	Private	<b>Unsecure</b>	Yes	East Lancs Paper Mill CC Tottington St John's CC	Good	1	8	31	40	9
29	Elton Cricket Club	Bury West	Sports Club	Secure	Yes	Elton CC	Standard	1	12	59	60	1
31	Elton Vale Sports Club	Bury West	Sports Club	Secure	Yes	Elton Vale CC	Standard	1	10	20	50	30
34	Greenmount Cricket Club	RT&NM	Sports Club	Secure	Yes	Greenmount CC	Good	1	12	77	60	-17
61	Prestwich Cricket Tennis & Bowling Club	Prestwich	Sports Club	Secure	Yes	Prestwich CC	Good	1	14	55	70	15
62	Radcliffe Cricket Club	Radcliffe	Sports Club	Secure	Yes	Radcliffe CC Tottington St John's CC	Standard	1	12	51	60	9
77	Stand Cricket Club	Whitefield & Unsworth	Sports Club	Secure	Yes	Stand CC	Standard	1	12	49	60	11
84	Tottington St Johns	RT&NM	Sports Club	Secure	Yes-unused	-	N/A	1	8	0	40	40
86	Unsworth Cricket Club	Whitefield & Unsworth	Sports Club	Secure	Yes	Unsworth CC	Standard	1	8	51	40	-11
89	Walshaw Sports Club	RT&NM	Sports Club	Secure	Yes	Walshaw CC	Good	1	8	58	40	-18
94	Woodbank Cricket Club	Bury West	Sports Club	Secure	Yes	Woodbank CC	Good	1	10	58	50	-8
118	Ramsbottom Cricket Club	RT&NM	Sports Club	Secure	Yes	Ramsbottom CC	Good	1	12	60	60	-

<sup>32</sup> As derived from non-technical site assessment and user consultation

<sup>33</sup> Some squares may have wickets which cannot accommodate adult cricket due to distance from the boundaries, therefore junior use of end wickets is advocated where this may be a restrictive issue.

# BURY PLAYING PITCH & OUTDOOR SPORT STRATEGY ASSESSMENT REPORT

## ***Spare capacity***

The next step is to ascertain whether or not any identified 'potential capacity' can be deemed 'actual spare capacity' by which it is available at peak time. There may be situations where, although a site is highlighted as potentially able to accommodate some additional play, this should not be recorded as spare capacity against the site. For example, a site may be managed to regularly operate slightly below full capacity to ensure that it can cater for a number of regular training sessions, or to protect the quality of the site.

In order to fully establish actual spare capacity, the peak period needs to be established. An analysis of match play identifies that peak time demand for grass cricket squares for senior cricket is Saturday (25 teams).

Those sites which display potential capacity of less than 10 matches per season have been excluded from the capacity analysis on the basis that they do not exhibit enough spare capacity to accommodate another senior club team, based on an average of 10 home matches per team each season.

Of those sites with existing community use, there are five sites which show potential spare capacity on senior grass cricket squares in Bury, totalling 108 match sessions per season.

*Table 3.15: Actual square capacity on grass cricket squares at senior peak time*

Site ID	Site name	Analysis area	Number of squares	Capacity rating (sessions per season)	Match equivalent sessions available (Saturday)	Comment
31	Elton Vale Cricket Club	Bury West	1	30	0.5	Actual spare capacity at senior peak time to accommodate one additional senior team.
84	Tottington St Johns	RT&NM	1	40	1	Actual spare capacity at senior peak time to accommodate two additional senior teams.
					<b>1.5</b>	<b>Total</b>

In practice, although five sites display potential spare capacity, there is only available capacity at senior peak time (Saturday) of 1.5 match equivalent sessions across two sites.

## ***Overplay***

There are four sites in Bury considered to be overplayed by a total of 54 match equivalent sessions per season.



## BURY PLAYING PITCH & OUTDOOR SPORT STRATEGY ASSESSMENT REPORT

Table 3.16: Summary of overplay

Site ID	Site name	Analysis area	Number of squares	Overplay (matches per season)
34	Greenmount Cricket Club	RT&NM	1	-17
86	Unsworth Cricket Club	Whitefield & Unsworth	1	-11
89	Walshaw Sports Club	RT&NM	1	-18
94	Woodbank Cricket Club	Bury West	1	-8
<b>Total</b>			<b>4</b>	<b>-54</b>

Overplay on grass cricket squares in Bury derives from three analysis areas, RT&NM, which has a total of 35 match sessions per season, Whitefield & Unsworth which has a total of 11 match sessions per season and the Bury West which has a total of eight match sessions per season.

As a large percentage of usage from clubs comes from junior cricket, installation of an NTP in situ on the square would allow junior matches to be transferred from the grass cricket squares, thus alleviating overplay. Of the four overplayed sites only Greenmount CC is serviced by an NTP.

As mentioned above, the inclusion of a non-turf wicket for the management of fixtures would alleviate overplay issues, however this would be subject to league rules and minimum pitch specifications (the overall ground size is 115m which can accommodate a nine strip square – see ECB S9 pitch layout). Where possible the addition of a non-turf wicket could be considered for junior cricket (up to U15s) and potentially lower league cricket which will take the burden off remaining wickets due to intensification of use. This option should be considered on a site by site basis.

Given this preference for use of grass cricket squares provision as opposed to NTPs, alternative solutions to alleviate overplay include use of a secondary site with spare capacity to alleviate overplay at the main home site or increasing natural turf capacity at the main home site through creation of additional natural turf wickets if the site is feasibly able to accommodate expansion of the square.

# BURY PLAYING PITCH & OUTDOOR SPORT STRATEGY ASSESSMENT REPORT

## Cricket summary

- ◀ **In summary, there is sufficient supply of cricket provision to cater for current demand across Bury; however, there is a shortfall of 11 match equivalent sessions in the Whitefield & Unsworth Analysis Area. When factoring in future demand across the Borough there is an overall shortfall of 12 match equivalent sessions.**
- ◀ **Given the potential shortfalls on Saturdays there is a clear need to address overplay whilst retaining the current number of grass wicket squares. Of the four overplayed sites only one, Greenmount CC, has an NTP onsite. Therefore, consideration should be given to potentially installing NTPs on the remaining sites to alleviate overplay. As Greenmount CC already has an NTP in situ there may be a need for the Club to access a second venue for the transfer of a portion of its demand.**
- ◀ **It should be noted that at sites with minimal levels of overplay, such as Woodbank Cricket Club, can be managed as long as the site is maintained to a good quality level. At sites where there are standard quality squares which are marginally overplayed, such as Unsworth Cricket Club, it is recommended that an improvement in maintenance is made to sustain the extra match equivalent sessions.**
- ◀ In total, there are 14 natural turf cricket squares identified in Bury that are available for community use.
- ◀ The grass cricket squares available for community use are located mainly in the RT&NM Analysis Area which hosts five (36%) squares. The Bury East and Prestwich analysis areas have the least amount of grass cricket squares with one square (7%) each.
- ◀ The non-technical assessment of grass wicket squares in Bury found six squares to be good quality and seven squares to be standard quality; no squares were assessed as poor quality.
- ◀ Quality rating has not been assigned to the square located at Tottington St John's. The square is not in use during 2018 season due to on-going quality improvements and will be ready to use for the start of the 2019 season.
- ◀ Elton Vale, Elton and Unsworth cricket clubs all report issues regarding outfield drainage on their sites.
- ◀ The natural grass cricket square at Bury Sports Club has suffered vandalism within the last year with Bury CC having difficulty addressing the issues due to the dry weather.
- ◀ Both East Lancs Paper Mill CC and Woodbank CC report their facilities to be poor quality and in need of modernisation after suffering from vandalism within the year.
- ◀ Walshaw CC is currently waiting to find out if it requires planning permission to increase the height of its boundary fencing from the Council.
- ◀ All but two cricket clubs playing in Bury (East Lancs Paper Mill CC and Brooksbottom CC) are considered to have secured use through either ownership or long-term leasehold.
- ◀ There are 41 senior and 58 junior teams playing competitive matches in Bury as shown above, totalling 99 affiliated cricket teams playing within across the Borough.
- ◀ Bury, Elton, East Lancs Paper Mill, Greenmount, Ramsbottom and Walshaw cricket clubs will all run All Stars Cricket centres in 2018 and are subsequently likely to experience significant interest and growth in junior participation.

## BURY PLAYING PITCH & OUTDOOR SPORT STRATEGY ASSESSMENT REPORT

---

- ◀ Team generation rates based on future population applied by analysis area forecast the likely creation of at least one new junior boys' team in the RT&NM area.
- ◀ Tottington St John's CC second men's team is exporting demand to Bamford Fieldhouse Cricket Club in neighbouring authority Rochdale. The Club indicates this demand will return for the 2019 season once improvements have been made to its square.
- ◀ The Pimhole area (Bury East) has been identified by the Council as having a substantial South Asian population which is reported anecdotally by the Council to often play informal and recreational cricket on the concrete wicket at Openshaw Park.
- ◀ In practice, although five sites display potential spare capacity, there is only, Elton Vale Cricket Club, available capacity at senior peak time (Saturday) of 0.5 match equivalent sessions.
- ◀ Overplay on grass cricket squares in Bury derives from three analysis areas, RT&NM, which has a total of 35 match sessions per season, Whitefield & Unsworth which has a total of 11 match sessions per season and the Bury West which has a total of eight match sessions per season.

# BURY PLAYING PITCH & OUTDOOR SPORT STRATEGY ASSESSMENT REPORT

---

## PART 4: RUGBY LEAGUE

### 4.1 Introduction

The Rugby Football League (RFL) is the governing body for rugby league in Britain and Ireland. It administers the England national rugby league team, the Challenge Cup, Super League and the championships which form the professional and semi-professional structure of the game in the UK. The RFL also administers the amateur and junior game across the country in association with the British Amateur Rugby League Association (BARLA).

Most community club rugby league is now played throughout the summer season (from February to October). However, rugby league is considered as a winter season sport within schools, colleges and universities and therefore pitch provision for matches and training is required throughout the winter months.

Senior rugby league is played on a field measuring 100 x 68 metres (although a minimum of 92 x 55 metres is accepted). The preferred pitch size for u7s, u8s and u9s is 60 x 40 metres (although a minimum of 50 x 30 metres is accepted), whereas for u10s and u11s it is 80 x 30 metres. U12s and above generally play on senior pitches.

#### **Consultation**

Bury Broncos RLFC is the only rugby league club based in Bury. Consultation was carried out with club via telephone to inform this section.

### 4.2 Supply

There is one dedicated rugby league pitch, a senior sized pitch located at Philips High School. The pitch is marked on the school playing field.

#### **Pitch quality**

A non-technical site assessment was carried out at Philips High School in order to assess the quality of the grass pitch used for rugby league as one of three categories: 'good', 'standard' or 'poor'.

The carrying capacity of a pitch is dependent upon quality, as outlined in the table overleaf.

*Table 4.1: Carrying capacity of a rugby league pitch based on quality*

Category	Capacity
Good	3 matches per week
Standard	2 matches per week
Poor	1 match per week

Philip High School is rated poor quality and thus it is considered able to accommodate up to one match session per week. The pitch is adjudged to be maintained to a basic level and the natural drainage is considered to be adequate.

# BURY PLAYING PITCH & OUTDOOR SPORT STRATEGY ASSESSMENT REPORT

---

Bury Broncos RLFC indicates carrying out basic maintenance on the pitch where possible and is solely responsible for maintenance through terms of the lease agreement it has in place with the School. As the pitch is heavily used throughout the season, the Club reports finding it difficult to carry out the required level of maintenance needed to improve its quality. It has aspirations to increase the level of maintenance taking place, however it is restricted due to the basic maintenance equipment it has available to utilise. The pitch also receives regular basic maintenance from Philips High School such as grass cutting as part of the wider maintenance of the playing field as a whole.

## ***Ancillary facilities***

Changing facilities are available and used at Philips High School, with minor access issues reported during consultation by Bury Broncos RLFC. The Club state that occasionally doors are locked meaning it cannot access facilities.

The Club also accesses a small pavilion which is included within the terms of its lease for the pitch. It has recently self-funded improvements to the building which is used as a basic clubhouse facility. Further improvements are needed to the building but the Club is restricted due to lack of available funding.

## ***Security of tenure***

Bury Broncos RLFC signed a ten-year lease for the use of the pitch from Philips High School in 2016 and therefore is considered to have secure tenure on the site.

## ***Future developments***

Bury Broncos RLFC indicates aspirations to create a second permanent pitch at Philips High School to alleviate use of the existing pitch. A second pitch would also allow the Club to grow participation levels as it would be able to accommodate greater demand. It has approached the School regarding this matter; however, it states there will be a need to reconfigure pitch layouts due to the need to install an additional set of posts.

## **4.3: Demand**

Bury Broncos RLFC has a total of four competitive teams; two senior men's teams which play on Saturday afternoons and U12s and U15s teams which play on Sunday mornings. In addition, it also has U7s and U9s teams which train during the week and occasionally on Sunday mornings.

### *Training demand*

Throughout the summer senior teams train for a total of three hours per week on the pitch, whereas the two junior teams train for a total of two hours. As mentioned the U7s and U9s train during the week for approximately one hour. In total the Club trains for 3.5 match equivalents sessions per week for training demand.

# BURY PLAYING PITCH & OUTDOOR SPORT STRATEGY ASSESSMENT REPORT

During the winter the Club exports senior training demand to Manchester utilising the full sized 3G pitch at Abraham Moss Community School and the full sized hockey suitable pitch in Salford at The Albion Academy. Its junior teams train indoors at The Derby High School. The RFL does not support the use of sand based AGPs for contact rugby league practice, only skill based non-contact use.

## *Future demand*

Team generation rates (TGRs) are used below as the basis for calculating the number of teams likely to be generated in the future based on population growth.

*Table 4.2: Team generation rates (applied Borough wide)*

Age group	Current population within age group	Current no. of teams	Team generation rate	Future population within age group (2037)	Predicted future number of teams	Additional teams that may be generated from the increased population
Senior Men's (19-45)	29,117	2	1:14,559	29,144	2	0
Senior Women's (19-45)	29,852	0	0	28,751	0	0
Junior Boys (12-18)	7,484	2	1:3,742	8,259	2.2	0
Junior Girls (12-18)	7,051	0	0	7,902	0	0
Primary rugby mixed (7-11)	11,391	2	1:5,696	11,254	2	0

Team generation rates based on future population, applied Borough wide, forecast no additional teams to be generated. This does not change when applying TGRs on an analysis area basis.

The Club reports ambitions to create a team at each two-year age gap starting at U7s; however, it would need access to additional capacity for this to be accommodated sufficiently.

## **4.4: Capacity analysis**

Based on the capacity guidance shown in Table 4.1 factored with identified levels of demand, Table 4.3 shows the current balance of use.

*Table 4.3: Capacity balance of rugby league pitches in Bury*

Site ID	Site Name	Analysis Area	Security of tenure	Pitch type	Current use (MES per week)	Site capacity (MES per week)	Current capacity balance
59	Philips High School	Whitefield & Unsworth	Secured	Senior	5	1	-4



# BURY PLAYING PITCH & OUTDOOR SPORT STRATEGY ASSESSMENT REPORT

## 4.5: Supply and demand analysis

The capacity of the pitch at Philips High School is one match equivalent session per week (poor quality). Taking account of rugby league demand only, the pitch is currently used for five match equivalent sessions per week, based on two adult teams and two junior teams using the pitch for competitive fixtures (1.5 match equivalent sessions per week) accompanied by 3.5 match equivalent sessions per week of training demand. Consequently, the pitch is overplayed by four match equivalent sessions per week.

Table 4.4: Supply / demand balance of senior rugby league pitches

Site ID	Site Name	Analysis Area	Actual spare capacity <sup>34</sup>	Demand (match equivalent sessions)				
				Current use (MES per week)	Site capacity (MES per week)	Current total	Future demand	Future total
59	Philips High School	Whitefield & Unsworth	-	5	1	-4	-	-4

## 3.5: Conclusion

In conclusion, current supply of rugby league pitches in Bury is insufficient to accommodate both current and anticipated future demand. This can be accredited to the limited capacity available due to poor pitch quality at Philips High School, accompanied with the level of competitive and training demand from Bury Broncos RLFC. There is a need to increase the carrying capacity of the pitch and for access to additional pitch provision to sufficiently accommodate levels of match play and training within Bury.

### Rugby league summary

- ◀ **Current supply of rugby league pitches is not sufficient to cater for the level of competitive and training demand expressed by Bury Broncos ARLFC, both present and in future.**
- ◀ **There is a need to increase capacity available for rugby through improvements to quality of the existing pitch as well as access to additional pitch provision which does not presently exist in the Borough.**
- ◀ There is one dedicated rugby league pitch in Bury located at Philips High School. The senior sized pitch is located on the Schools playing field and is poor quality.
- ◀ Bury Broncos RLFC signed a ten-year lease for the use of the pitch from Philips High School in 2016 and therefore is considered to have secure tenure of the site.
- ◀ Bury Broncos RLFC reports occasional issues accessing changing rooms at Philips High School.
- ◀ The Club has aspirations to create a second pitch at Philips High School to alleviate levels of existing overplay. A second pitch would also allow the Club to grow participation.
- ◀ Bury Broncos RLFC has a total of six teams; of which four are competitive.
- ◀ The Club reports ambitions create a team at each two-year age gap starting at U7s; however, it would need access to additional provision for this to be achievable.

<sup>34</sup> In match equivalent sessions per week

# BURY PLAYING PITCH & OUTDOOR SPORT STRATEGY ASSESSMENT REPORT

---

## **PART 5: RUGBY UNION**

### **5.1: Introduction**

The Rugby Football Union (RFU) is split into six areas across the country with a workforce team that covers development, coaching, governance and competitions. Bury falls within Area Five, with a Rugby Development Officer (RDO) and a team of Community Rugby Coaches (CRC) that deliver core programmes in schools and clubs.

Its variety of programmes, which include 15 aside, 10 aside, 7 aside, Tag and the O2 Touch programme, all aim to increase and retain participation within the game. In order to sustain and increase participation in the game facilities need to be appropriate, affordable and accessible.

#### ***Club consultation***

There are two clubs in Bury which are Bury RUFC and Sedgley Park RUFC. Both clubs were met with face to face contact details provided by the RFU. The results are used to inform key issues within this section of the report together with additional information provided by the RFU's Development Officer for the area.

### **5.2: Supply**

In total, there are 14 rugby union pitches in Bury across seven sites, of which, nine are senior sized. There is a total of four junior pitches with one each at Bury Grammar Schools Boys Playing Fields and Woodhey High School and two at Sedgley Park Rugby Club (Site 2). The remaining pitch is a dedicated mini sized pitch located at The Derby High School.

All pitches are available for community use by clubs in some capacity, however, of these six pitches are current unused for community use. The majority of currently unused pitches are located at school sites with the exception of the pitch located at Sedgley Park Rugby Club (Site 2). This is a junior pitch which Sedgley Park RUFC is developing for the start of the 2018 season.

The audit only identifies dedicated, line marked pitches. For rugby union pitch dimension sizes please refer to Table 5.1 below.

## BURY PLAYING PITCH & OUTDOOR SPORT STRATEGY ASSESSMENT REPORT

Table 5.1: Summary of RFU recommended pitch sizes by age group

Age	Pitch type	Maximum Pitch Dimensions (Metres)
U7	Mini	20x12
U8	Mini	45x22
U9	Mini	60x30
U10	Mini	60x35
U11	Mini	60x43
U12	Mini	60x43
U13	Junior	90x60 (Girls 60x43)
14-U18	Senior	100x70 <i>Recommended run off area 5m.</i>
Senior	Senior	<i>Minimum in-goal length 6m.</i>

Table 5.2: Supply of rugby union pitches in Bury

Analysis area	Availability			Total
	Yes	Yes - unused	No	
Bury East	4	3	-	7
Bury West	-	-	-	-
Prestwich	-	-	-	-
Radcliffe	-	-	-	-
RT&NM	-	2	-	2
Whitefield & Unsworth	4	1	-	5
<b>Total</b>	<b>8</b>	<b>6</b>	<b>-</b>	<b>14</b>

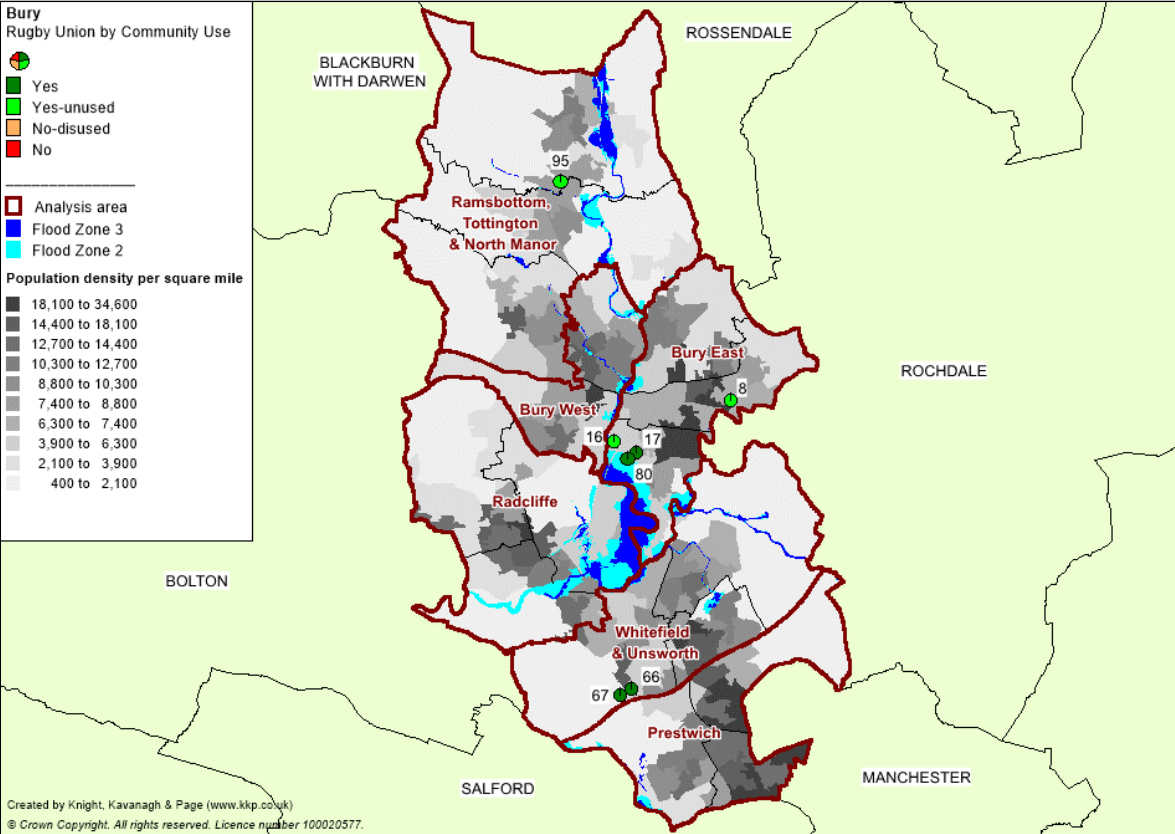
Exactly half of all-natural turf rugby union provision is located in Bury East Analysis Area where there are seven pitches. This is closely followed by Whitefield & Unsworth Analysis Area with five pitches. There is no natural turf rugby union provision located in the Bury West, Prestwich or Radcliffe analysis areas.

At present, there are no World Rugby (WR) compliant 3G pitches in Bury with the nearest pitches located at Leigh Sports Village (Wigan), Westhoughton High School (Bolton) and AJ Bell Stadium (Salford).

All 3G pitches are covered in greater detail in Part 6: Artificial Grass Pitches, as well as later in this section.

# BURY PLAYING PITCH & OUTDOOR SPORT STRATEGY ASSESSMENT REPORT

Figure 5.1: Map of rugby union pitch provision within Bury



# BURY PLAYING PITCH & OUTDOOR SPORT STRATEGY ASSESSMENT REPORT

---

## ***Ownership/management***

Bury RUFC is one of the four sporting clubs which forms Bury Sports Club and has freehold of its site. Therefore, Bury RUFC is considered to have secure tenure. The Club also accesses pitches at neighbouring Derby High School, however, there is not a current formal community use agreement in place between the Club and School meaning tenure is not secure.

Sedgley Park RUFC accesses two sites which are Sedgley Park Rugby Club (Site 1) and Sedgley Park Rugby Club (Site 2). The Club has a freehold on the latter site and therefore has secure tenure; however, this is not the case for the former site.

Sedgley Park Rugby Club (Site 1) is owned by the Co-Op, which has a covenant on it protecting it for sporting use. The Club is permitted to use the site for its demand but cannot sell or rent it to a third party. Anecdotal evidence suggests the covenant expires when a Monarch dies meaning it does not provide secured tenure for the Club. It reports this arrangement is complicated and has been an issue in the past regarding site development.

As standard (and for eligibility for many funding streams) a minimum of 25 years is recommended by Sport England and NGBs for security of tenure.

## ***Pitch quality***

The criteria for assessing rugby pitch quality looks at two key elements; the maintenance programme and the level of drainage on each pitch. An overall quality based on both drainage and maintenance can then be generated.

The agreed rating for each pitch type also represents actions required to improve pitch quality. A breakdown of actions required based on the ratings can be seen below:

*Table 5.3: Definition of maintenance categories*

<b>Category</b>	<b>Definition</b>
M0	Action is significant improvements to maintenance programme
M1	Action is minor improvements to maintenance programme
M2	Action is no improvements to maintenance programme

*Table 5.4: Definition of drainage categories*

<b>Category</b>	<b>Definition</b>
D0	Action is pipe drainage system is needed on pitch
D1	Action is pipe drainage is needed on pitch
D2	Action is slit drainage is needed on pitch
D3	No action is needed on pitch drainage

## BURY PLAYING PITCH & OUTDOOR SPORT STRATEGY ASSESSMENT REPORT

Table 5.5: Quality ratings based on maintenance and drainage scores

		Maintenance		
		Poor (M0)	Adequate (M1)	Good (M2)
Drainage	Natural Inadequate (D0)	Poor	Poor	Standard
	Natural Adequate (D1)	Poor	Standard	Good
	Pipe Drained (D2)	Standard	Standard	Good
	Pipe and Slit Drained (D3)	Standard	Good	Good

Most community available pitches in Bury (64% or nine) are standard quality with the remaining five pitches poor quality. There are no good quality pitches in the authority.

Table 5.6: Summary of rugby union pitch quality in Bury

Analysis area	Pitch quality		
	Good	Standard	Poor
Bury East	-	4	3
Bury West	-	-	-
Prestwich	-	-	-
Radcliffe	-	-	-
RT&NM	-	-	2
Whitefield & Unsworth	-	5	-
<b>Total</b>	-	<b>9</b>	<b>5</b>

The table overleaf shows quality ratings for each of the sites in the Borough based on non-technical site assessment scores and club feedback.

## BURY PLAYING PITCH & OUTDOOR SPORT STRATEGY ASSESSMENT REPORT

Table 5.7: Rugby union pitch quality ratings

Site ID	Site name	Analysis area	Ownership/management	Community use	Pitch type	Non-technical assessment rating	Quality rating	Number of pitches	Comments
8	Broad Oak Sports College	Bury East	Education	Yes (Unused)	Senior	M0/D1	Poor	1	School senior rugby union pitch which receives basic levels of maintenance. Bury RUFC has previously worked with the School to offering coaching lessons for curricular and extracurricular activities.
16	Bury Grammar School Boys Playing Fields	Bury East	Education	Yes (Unused)	Junior	M1/D1	Standard	1	One senior and one junior rugby union pitch which receive dedicated maintenance. Pitches are used extensively by the School for its curricular and extracurricular activities.
					Senior	M1/D1	Standard	1	
17	Bury Sports Club	Bury East	Sports Club	Yes	Senior	M0/D2	Standard	1	Two standard quality senior pitches used by Bury RUFC, one of which is floodlit. Pitches have had recent investment from the RFU to improve pitch drainage. Pitches are used by Bury College, The Derby High School and Bury Church of England High School.
					Senior	M0/D2	Standard	1	
66	Sedgley Park Rugby Club (Site 1)	Whitefield & Unsworth	Trust	Yes	Senior	M1/D2	Standard	1	One senior floodlit senior pitch of standard quality. Pitch is used for both competitive and training demand. Pipe and slit drainage system installed in 2004, however, it was refurbished in 2014. Used by Sedgley Park RUFC.
67	Sedgley Park Rugby Club (Site 2)	Whitefield & Unsworth	Sports Club	Yes	Senior	M1/D1	Standard	1	Two senior pitches and one junior pitch all of standard quality. One senior pitch is fully floodlit whereas the remaining senior pitch and junior pitch are partially lit. Pitches accommodate both competitive and training demand and receive dedicated levels of maintenance. Used by Sedgley Park RUFC.
				Yes	Senior	M1/D1	Standard	1	
				Yes	Junior	M1/D1	Standard	1	
				Yes (Unused)	Junior	M1/D1	Standard	1	Pitch has been created for the start of the 2018 season. Sedgley Park RUFC started to develop the pitch in 2014 and has given it dedicated levels of maintenance in the four year period whilst it is being established. The Club has aspirations for the pitch to be floodlit and reports it will be used for junior matches and training.
80	The Derby High School	Bury East	Education	Yes	Senior	M0/D0	Poor	1	School based poor quality senior pitch and mini pitch which receive basic levels of maintenance. Pitches drain poorly and are used by Bury RUFC.
					Mini	M0/D1	Poor	1	
95	Woodhey High School	RT&NM	Education	Yes (Unused)	Junior	M0/D0	Poor	1	School based poor quality senior pitch and junior pitch which receive basic levels of maintenance. Pitches drain poorly and have poor quality posts.
					Senior	M0/D0	Poor	1	



# BURY PLAYING PITCH & OUTDOOR SPORT STRATEGY ASSESSMENT REPORT

## ***Ancillary facilities***

Rugby union in Bury is solely club driven at club owned or managed sites, both of which have access to changing facilities. Although each club has access to ancillary facilities, quality varies on a club by club basis.

Facilities at Bury Sports Club are considered to be poor quality and in need of modernisation. Bury RUFC reports it has access to six changing rooms which are all dated with communal showers, which have recently been refurbished from funding by NatWest Rugbyforce. Although shower facilities have been upgraded there is still an aspiration to improve the quality of remaining provision.

Sedgley Park RUFC access ancillary facilities at Sedgley Park Rugby Club (Site 1) which it reports are generally good quality. The Club has recently created partitions it can incorporate into its six main changing rooms in order to accommodate for female players. Similarly, to Bury RUFC, it has also improved the showering facilities through the NatWest RugbyForce programme. In 2016 to reduce expenditure and in conscious effort to become more energy efficient the Club installed solar panels on its clubhouse.

### *NatWest RugbyForce 2018*

NatWest RugbyForce 2018 is a nationwide programme that helps grassroots rugby clubs up and down the country attract new members and become stronger and more sustainable for the future. Clubs can sign up to the scheme in order to access a series of workshops and financial support.

## **5.3: Demand**

### ***Competitive play***

There are two community rugby union clubs based in Bury, providing a total of 34 teams. There are ten senior teams, of which, there are is a single women's team which plays at Bury RUFC. There are nine junior boy's teams and three dedicated junior girl's teams, all of which are from Bury RUFC. Both clubs have a complete mini system totalling 12 mixed sex mini teams, six in each.

*Table 5.8: Summary of club demand*

Club	Analysis area	No. of rugby union teams			
		Senior (19+)	Colts (18-19)	Junior (13-17)	Mini (6-12)
Bury RUFC	Bury East	5	1	6	6
Sedgley Park RUFC	Whitefield & Unsworth	5	1	4	6
	<b>Total</b>	<b>10</b>	<b>2</b>	<b>10</b>	<b>12</b>

# BURY PLAYING PITCH & OUTDOOR SPORT STRATEGY ASSESSMENT REPORT

Table 5.9: Summary of overall demand

Team play	No. of rugby union teams		
	Senior	Junior	Mini
Club leagues	8	2	6
Club friendlies/infrequent	2	10	6
University leagues	-	-	-
<b>Total</b>	<b>10</b>	<b>12</b>	<b>12</b>

## Training

Bury RUFC utilises a partially floodlit training area accompanied by a fully floodlit pitch to accommodate its entire training demand. In comparison Sedgley Park RUFC uses two floodlit pitches, one at each site, for its training demand. It also exports training demand to a full size floodlit 3G pitch to The Co-Operative Academy of Manchester. As seen in the table below, it also uses a small area on a third senior pitch which is partially floodlit for mini training demand.

Table 5.10: Summary of club training provision (floodlit)<sup>35</sup>

Club	Site ID	Site name	Floodlit training provision	Hours (MES)
Bury RUFC	17	Bury Sports Club	Partially floodlit training area.	1 (1)
			Fully floodlit senior pitch.	4 (3)
Sedgley Park RUFC	66	Sedgley Park Rugby Club (Site 1)	Floodlit senior pitch.	4 (2.5)
	67	Sedgley Park Rugby Club (Site 2)	Floodlit senior pitch.	4.5 (3)
			Partially floodlit senior pitch used for mini training.	1 (1)
Exported (to Manchester)		The Co-Operative Academy of Manchester	Floodlit full size 3G pitch.	3 (2)

Both clubs report issues regarding floodlighting at their sites. Bury RUFC reports the floodlights on its main pitch need upgrading as they are of poor quality and do not illuminate the entire pitch effectively. In addition, it has aspirations to acquire additional floodlighting for its secondary pitch in order to spread its training demand. Correspondingly, Sedgley Park RUFC indicates floodlighting on its pitch at Sedgley Park Rugby Club (Site 1) is in need of upgrading.

## Use of artificial pitches

Nationally, clubs identify the use of 3G pitches for training as a method of protecting the match pitches and providing a high quality surface for full contact practice. Competitive play continues to take place on grass pitches for the most part, with ad hoc use of 3G pitches for fixtures in the case of unsuitable pitches due to waterlogging or frost. Further detail on use of 3G pitches can be found in Part 7: Third Generation Artificial Pitches.

<sup>35</sup> Shows only midweek demand for floodlit training provision. Some mini and junior training takes place on Sunday mornings when there is no fixture and there isn't a requirement for floodlighting.

# BURY PLAYING PITCH & OUTDOOR SPORT STRATEGY ASSESSMENT REPORT

In December 2015, the RFU announced plans to increase the supply of available World Rugby (WR) certified pitches across the country as part of its Investment Strategy. This is to be made up of 60 pitches on rugby club sites, with a further 40 pitches on other community based sites with usage agreements securing capacity for use by local rugby clubs and groups. The RFU believes increased investment into 3G pitches will allow it to sustain and grow participation in the game given increasing pressure on grass pitches, changing player expectations, competition from other sports investing in artificial pitches and changing weather conditions.

There are currently no WR compliant 3G pitches located in Bury, however, both clubs report demand to access such provision from training purposes. If all training demand were to be transferred onto an artificial pitch there would be a need to accommodate a total of 12.5 match equivalent sessions per week; four from Bury RUFC and 8.5 from Sedgley Park RUFC.

## **Future demand**

Team generation rates are used below as the basis for calculating the number of teams likely to be generated in the future based on population growth up to 2037.

*Table 5.11: Team generation rates (Borough wide)*

Age group	Current population within age group	Current no. of teams	Team Generation Rate	Future population within age group (2037)	Predicted future number of teams	Additional teams that may be generated from the increased population
Senior Men's (19-45)	29,117	9	1:3235	29,144	9	0
Senior Women's (19-45)	29,852	1	1:29,852	28,751	1	0
Junior Boys' (13-18)	6,382	9	1:709	7,091	10	1
Junior Girls' (13-18)	6,037	3	1:2,012	6,778	3.4	0
Mini rugby mixed (7-12)	13,507	12	1:1,126	13,549	12.1	0

Although one junior boys' team is generated when TGR's are applied Borough wide, when they are applied by analysis area the forecasted growth in demand is not considered sufficient to create whole new teams at any age group, in any of the six analysis areas.

It is important to note that TGRs are based exclusively on population figures and do not account for specific targeted development work within certain areas or focused towards certain groups, such as CRC coaching activity within schools linking to local clubs or NGB aims as part of the Whole Sport Plan.

The RFU is focused on developing junior participation within Bury, based on a model of coaching sessions delivered in schools and local communities. Intentions are to form junior teams from these training groups which are linked to local schools and will use pitches at school sites, in some cases also linking to existing clubs to provide a performance pathway.

This is not the sole focus of the RFU, which is actively exploring opportunities to assist with the transition between late junior years and senior rugby. This area has a strategic focus from the RFU and is being facilitated by encouraging casual play and midweek senior matches. The RFU recognises the traditional reduction in participation numbers at this time

# BURY PLAYING PITCH & OUTDOOR SPORT STRATEGY ASSESSMENT REPORT

and it is hoped that by addressing the decrease and offering alternative match times then clubs may be able to retain a larger number of players.

## *Participation increases*

Future demand reported by clubs shows aspirations for the creation of four junior teams equating to a requirement for an additional two match equivalent sessions per week on senior rugby union pitches. This is spread equally in the Bury East and Whitefield & Unsworth analysis areas, which each express future demand of one match equivalent sessions.

*Table 5.12: Summary of future demand reported by clubs (based on senior pitches)*

<b>Club</b>	<b>Future demand</b>	<b>Analysis area</b>	<b>Match equivalent sessions per week</b>
Bury RUFC	U15s and U14s girls' team.	Bury East	1
Sedgley Park RUFC	Junior Colts and U13s Girls	Whitefield & Unsworth	1

## ***Unmet, latent and displaced demand***

Unmet demand is existing demand at clubs which is not able to access sufficient supply of pitches for match play or training. It is usually expressed, for example, where a team is already training but is unable to access a match pitch or where a league or club operates a waiting list.

Latent demand is demand that evidence suggests may be generated from the current population should they have access to more or better provision. Bury RUFC indicates if it had access to more pitches it would be able to increase the number of teams it fields, however, it does not quantify this demand.

Displaced demand refers to existing demand which is exported outside of the study area and any imported demand from neighbouring districts that accesses facilities within Bury. This is often due to a lack of available facilities in other local authorities where such team or club is based. There is no identified competitive displaced demand of rugby union provision in Bury, however, as mentioned Sedgley Park RUFC exports partial training demand to The Co-operative Academy of Manchester (Manchester).

## ***Education***

Rugby union is traditionally a popular sport within independent schools; however, the RFU is also active in developing rugby union in local state schools through the All Schools programme launched in September 2012 which aims to increase the number of secondary state schools playing rugby union. These schools link to a local team of RFU rugby development officers (RDOs) which deliver coaching sessions and support schools to establish rugby union as part of the curricular and extracurricular programme.

Bury RUFC has strong relationships with The Derby High School, Bury Church of England High School, Bury College, Broad Oak College and Holy Cross College which all access the pitches at Bury Sports Club for curricular and extracurricular demand. The Club also delivers training sessions at the schools and as a result has seen an increase in

## BURY PLAYING PITCH & OUTDOOR SPORT STRATEGY ASSESSMENT REPORT

---

participation levels, especially at a junior level. As mentioned, the Club also accesses pitches at The Derby High School to accommodate remaining demand.

### ***RFU priorities***

The RFU actively works with all affiliated clubs to support growth and development of both participation and facilities. Within Bury, all clubs are supported by an area RDO. The RFU identifies the following priorities for future development of the respective clubs.

*Table 5.13: Summary of RFU club priorities*

<b>Club</b>	<b>RFU priority</b>
Bury RUFC	Further develop women and girls' participation whilst also ensuring and sustaining the Clubs current level of demand.
Sedgley Park RUFC	Look to establish dedicated women's and girls' teams whilst also supporting current levels of demand.

In all instances where support for mini, junior and colts rugby union teams has been identified, the RFU and the respective clubs are exploring options to provide sessions and fixtures within local schools and community organisations to further aid development.

### ***Infrequent play***

The RFU has plans to encourage participants which have previously played rugby union to re-engage through participation as part of a more casual sporting offer. The League will provide opportunities for teams and players which are unable to play weekly or frequently for various reasons and will operate on an occasional basis. It will also act as an entry point for newly created clubs and provide competitive opportunities.

# BURY PLAYING PITCH & OUTDOOR SPORT STRATEGY ASSESSMENT REPORT

## 5.4: Supply and demand analysis

Having considered supply and demand, the table below identifies the overall spare capacity in each of the analysis areas for senior rugby union pitches based on match equivalent sessions per week. Future demand is based on both team generation rates (TGRs) which are driven by population increases, as well as reported club development plans.

Table 5.14: Summary of supply and demand balance on senior rugby union pitches

Analysis area	Actual spare capacity <sup>36</sup>	Demand (match equivalent sessions)			
		Overplay	Current total	Future demand	Future total
Bury East	-	-5.75	-5.75	1	-6.75
Bury West	-	-	-	-	-
Prestwich	-	-	-	-	-
Radcliffe	-	-	-	-	-
RT&NM	-	-	-	-	-
Whitefield & Unsworth	-	-6.25	-6.25	1	-7.25
<b>Total</b>	-	<b>-12</b>	<b>-12</b>	<b>2</b>	<b>-14</b>

Overall there is a requirement for 12 additional match equivalent sessions per week on senior rugby union pitches to meet current demand. This is further exacerbated when considering future demand from existing clubs, as well as from TGRs, creating a requirement for 14 extra match equivalent sessions per week to meet both current and future demand.

## 5.5: Capacity analysis

The capacity for pitches to regularly accommodate competitive play, training and other activity over a season is most often determined by quality. As a minimum, the quality, and therefore the capacity, of a pitch affect the playing experience and people's enjoyment of playing rugby. In extreme circumstances, it can result in the inability of the pitch to cater for all or certain types of play during peak and off-peak times. To enable an accurate supply and demand assessment of rugby pitches, the following assumptions are applied to site by site analysis:

All sites that are used for competitive rugby matches (regardless of whether this is secured community use) are included on the supply side.

All competitive play is on senior sized pitches (except for where mini pitches are provided). From U13 upwards, teams play 15 v15 and use a full pitch. Where mini pitches are not provided, mini (U7-12) teams play on half of a senior pitch i.e. two teams per senior pitch.

For senior and youth teams, the current level of play per week is set at 0.5 for each match played based on all teams operating on a traditional home and away basis (assumes half of matches will be played away). For mini teams, play per week is set at 0.25 for each match played across half of one senior pitch, based on all teams operating on a traditional home and away basis.

All male senior league rugby takes place on a Saturday afternoon. U13-18 rugby generally takes place on a Sunday morning. Training that takes place on club pitches is reflected by

<sup>36</sup> In match equivalent sessions per week

# BURY PLAYING PITCH & OUTDOOR SPORT STRATEGY ASSESSMENT REPORT

the addition of team equivalents. Team equivalents have been calculated on the basis that 30 players (two teams) train on the pitch for 90 minutes (team equivalent of one) per night.

As a guide, the RFU has set a standard number of matches that each pitch should be able to accommodate. Capacity is based upon a basic assessment of the drainage system and maintenance programme ascertained through a combination of the quality assessment and the club survey as follows:

*Table 5.16: Pitch capacity (matches per week) based on quality assessments*

		Maintenance		
		Poor (M0)	Adequate (M1)	Good (M2)
Drainage	Natural Inadequate (D0)	0.5	1.5	2
	Natural Adequate or Pipe Drained (D1)	1.5	2	3
	Pipe Drained (D2)	1.75	2.5	3.25
	Pipe and Slit Drained (D3)	2	3	3.5

This guide should only be used as a very general measure of potential pitch capacity and does not account for specific circumstances at time of use and assumes average rainfall and an appropriate end of season rest and renovation programme.

The figures are based upon a pipe drained system at 5m centres that has been installed in the last eight years and a slit drained system at 1m centres completed in the last five years.

### ***The peak period***

In order to fully establish actual spare capacity, the peak period needs to be established. Peak time for senior rugby union matches is Saturday afternoons and is considered such within the subsequent analysis, although junior and mini teams play on senior pitches on Sunday mornings.



## BURY PLAYING PITCH & OUTDOOR SPORT STRATEGY ASSESSMENT REPORT

Table 5.17: Rugby union provision and level of current use within Bury

Site ID	Site name	Analysis area	Available for community use?	Security of tenure	Pitch type	Quality rating	No. of pitches	Floodlit?	Match equivalent sessions (per week)	Site capacity (sessions per week)	Capacity rating	Comments
8	Broad Oak Sports College	Bury East	Yes (Unused)	Unsecure	Senior	M0/D1 (Poor)	1	No	-	1.5	1.5	Poor quality senior pitch which is currently unused by community clubs. Used for curriculum and extra curriculum activities. Pitch has potential spare capacity.
16	Bury Grammar School Boys Playing Fields	Bury East	Yes (Unused)	Unsecure	Junior	M1/D1 (Standard)	1	No	-	2	2	Poor quality junior pitch which is currently unused by community clubs. Used for curriculum and extra curriculum activities. Pitch has potential spare capacity.
				Unsecure	Senior	M1/D1 (Standard)	1	No	-	2	2	Poor quality senior pitch which is currently unused by community clubs. Used for curriculum and extra curriculum activities. Pitch has potential spare capacity.
17	Bury Sports Club	Bury East	Yes	Secure	Senior	M0/D2 (Standard)	1	Yes	6	1.75	-4.25	Standard quality first team senior pitch which is overplayed by 4.25 match equivalent sessions per week. Used by Bury RUFC to accommodate both competitive and training demand.
					Senior	M0/D2 (Standard)	1	No	2	1.75	-0.25	Standard quality senior pitch which is overplayed by 0.25 match equivalent sessions per week. Used by Bury RUFC to accommodate competitive demand.
66	Sedgley Park Rugby Club (Site 1)	Whitefield & Unsworth	Yes	Unsecure	Senior	M1/D2 (Standard)	1	Yes	4.75	2.5	-2.25	Standard quality first team senior pitch which is overplayed by 2.25 match equivalent sessions per week. Used by Sedgley Park RUFC to accommodate both competitive and training demand.
67	Sedgley Park Rugby Club (Site 2)	Whitefield & Unsworth	Yes	Secure	Senior	M1/D1 (Standard)	1	Yes (Partial)	3	2	-1	Standard quality senior pitch which is partially floodlit. Pitch is overplayed by one match equivalent sessions per week. Used by Sedgley Park RUFC to accommodate both competitive and training demand.
			Yes		Senior	M1/D1 (Standard)	1	Yes	5	2	-3	Standard quality floodlit senior pitch which is overplayed by three match equivalent sessions per week. Used by Sedgley Park RUFC to accommodate both competitive and training demand.
			Yes		Junior	M1/D1 (Standard)	1	Yes (Partial)	1	2	1	Standard quality dedicated junior pitch which is partially floodlit. Used by Sedgley Park RUFC to accommodate both competitive demand. Pitch has potential spare capacity.
			Yes (Unused)		Junior	M1/D1 (Standard)	1	No	-	2	2	Recently established junior pitch which has no current use. Sedgley Park RUFC reports it will be in use for the start of the 2018 season.

**BURY PLAYING PITCH & OUTDOOR SPORT STRATEGY  
ASSESSMENT REPORT**

Site ID	Site name	Analysis area	Available for community use?	Security of tenure	Pitch type	Quality rating	No. of pitches	Floodlit?	Match equivalent sessions (per week)	Site capacity (sessions per week)	Capacity rating	Comments
80	The Derby High School	Bury East	Yes	Unsecure	Senior	M0/D0 (Poor)	1	No	1.75	0.5	-1.25	Poor quality senior pitch which is currently used by Bury RUFC junior teams. Pitch is overplayed by 1.25 match equivalent sessions per week. Primarily used for curriculum and extra curriculum activities.
				Unsecure	Mini	M0/D1 (Poor)	1	No	0.5	1.5	1	Poor quality mini pitch played which is used by Bury RUFC for 0.5 match equivalent sessions per week. Primarily used for curriculum and extra curriculum activities. Pitch has potential spare capacity.
95	Woodhey High School	RT&NM	Yes (Unused)	Unsecure	Junior	M0/D0 (Poor)	1	No	-	0.5	0.5	Poor quality junior pitch which is currently unused by community clubs. Used for curriculum and extra curriculum activities. Pitch has potential spare capacity.
					Senior	M0/D0 (Poor)	1	No	-	0.5	0.5	Poor quality senior pitch which is currently unused by community clubs. Used for curriculum and extra curriculum activities. Pitch has potential spare capacity.

# BURY PLAYING PITCH & OUTDOOR SPORT STRATEGY ASSESSMENT REPORT

## Actual spare capacity

The next step is to ascertain whether or not any identified 'potential capacity' can be deemed 'actual capacity'. There may be situations where, although a site is highlighted as potentially able to accommodate some additional play, this should not be recorded as spare capacity against the site. For example, a site may be managed to regularly operate slightly below full capacity to ensure that it can cater for a number of regular friendly matches and activities that take place but are difficult to quantify on a weekly basis.

There are three sites which display potential spare capacity to accommodate additional play totalling four match equivalent sessions. However, in practice there is no spare capacity on senior pitches at peak time for senior play.

Table 5.18: Summary of actual spare capacity on senior pitches (Saturday PM)

Site ID	Site name	Analysis area	Potential capacity	Actual spare capacity	Comments
8	Broad Oak Sports College	Bury East	1.5	-	Actual spare capacity discounted due to curriculum use and unsecure tenure.
16	Bury Grammar School Boys Playing Fields	Bury East	2	-	Actual spare capacity discounted due to curriculum use and unsecure tenure.
95	Woodhey High School	RT&NM	0.5	-	Actual spare capacity discounted due to poor quality and unsecure tenure.

The programming of mini/junior rugby matches can be unclear with regards to ascertaining spare capacity, especially at peak time as it varies from week to week. Mini/junior rugby sections do not play regular matches as part of a league format, rather clubs organise for a number of their mini age groups to play those from another club at once either at home or away. Teams will generally hold training sessions instead on the weeks that mini / junior sections do not have a fixture event arranged. This means that mini / junior sections require use of all home pitches for two or three mornings a month but may play an away fixture one week meaning none of the pitches are used that particular morning.

Mini/junior pitches are consequently considered to have no actual spare capacity as they are used most weeks but it is acknowledged there are some when the pitches are not in use.

## Overplay

There are six pitches across four sites which are overplayed totalling 12 match equivalent sessions.

# BURY PLAYING PITCH & OUTDOOR SPORT STRATEGY ASSESSMENT REPORT

Table 5.19: Overplay summary (pitches used by community teams)

Site ID	Site name	Analysis Area	Number of pitches	Overplay (match equivalent sessions per week)
17	Bury Sports Club	Bury East	2	-4.5
66	Sedgley Park Rugby Club (Site 1)	Whitefield & Unsworth	1	-2.25
67	Sedgley Park Rugby Club (Site 2)	Whitefield & Unsworth	2	-4
80	The Derby High School	Bury East	1	-1.25
<b>Total</b>			<b>6</b>	<b>-12</b>

The largest amount of overplay in Bury is located at Bury RUFC on the two pitches which accommodate substantial amounts of competitive and training demand. This is similarly the case at the two sites used by Sedgley Park RUFC. On the contrary, overplay at The Derby High School is a result of substantial play on poor quality pitches which have limited capacity.

## 5.6: Conclusion

In summary, current supply of rugby union provision is insufficient to accommodate current demand. Furthermore, future increases in demand exacerbate this shortfall meaning that current supply cannot sufficiently service anticipated future demand.

The requirement for additional match equivalent sessions per week and accumulated overplay on senior pitches across rugby union pitches can be attributed to the four sites (The Derby High School, Bury Sports Club and Sedgley Park Rugby Club Site 1 and 2) used by the two clubs in Bury.

Pitches used by Bury RUFC at The Derby High School are rated as poor quality with limited maintenance regimes, subsequently limiting capacity available, whereas, pitches at Bury Sports Club are overplayed due to there being only two pitches utilised by a substantial number of teams. This is accompanied by only one pitch being floodlit, and therefore in receipt of intensified use for training sessions.

Similarly, Sedgley Park RUFC Site 1 and Site 2 are overplayed due to limitations off fully floodlit pitches supplemented with considerable amounts of competitive and training demand.

To increase carrying capacity of pitches in Bury, better quality and more regular maintenance should be undertaken accompanied with increases in floodlit provision to allow greater use of grass pitches and dispersion of demand.

Further to this, transfer of training demand from match pitches to other floodlit grass areas, either site specific training areas or through increased use of compliant 3G pitches, would help to relieve some or all of the overplay at a number of sites. This could be through increased use of WR compliant 3G pitches, off-pitch floodlit areas, or through increased provision of floodlighting on other match pitches to better distribute demand; the latter potentially requiring supplemented qualitative and maintenance improvements to increase capacity to sustain increased use.

# BURY PLAYING PITCH & OUTDOOR SPORT STRATEGY ASSESSMENT REPORT

## Rugby union summary

- ◀ **Current supply is not sufficient to cater for the level of demand expressed in Bury at present, totalling a need for a further 12 match equivalent sessions on senior pitches. This is further exacerbated to create a future requirement for 14 match equivalent sessions.**
- ◀ In total, there are 14 rugby union pitches in Bury across seven sites, of which, nine are senior sized. All pitches are available by community clubs in some capacity, however, six pitches are current unused.
- ◀ Exactly half of all natural turf rugby union provision is located in the Bury East Analysis Area where there are seven pitches. This is closely followed by the Whitefield & Unsworth with five pitches. The least amount of provision is in the Ramsbottom, Tottington & North Manor Analysis Area (RT&NM) with two pitches.
- ◀ Bury RUFC has secure tenure at Bury Sports Club. It does not have secure tenure at The Derby High School. Sedgley Park RUFC has secure tenure at Sedgley Park Rugby Club (Site 2).
- ◀ Sedgley Park Rugby Club (Site 1) is owned by the Co-Op, which has a covenant on it protecting it for sporting use. The Club is allowed to use the site for its demand but cannot sell or rent it to anyone else.
- ◀ The majority (64% or nine) of all community available pitches in Bury are standard quality with the remaining five pitches poor quality. There are no good quality pitches in the authority.
- ◀ There are two community rugby union clubs based in Bury, providing a total of 34 teams. Bury RUFC provides five senior, seven junior and six mini teams, whereas, Sedgley Park RUFC provides five senior five junior and six mini teams. It should be noted that Bury RUFC team numbers includes three dedicated junior girls' teams.
- ◀ Bury RUFC utilises a partially floodlit training area accompanied by a fully floodlit pitch to accommodate its entire training demand.
- ◀ Sedgley Park RUFC uses two floodlit pitches, one at each site, for its training demand. It also exports training demand to a full size floodlit 3G pitch to The Co-Operative Academy of Manchester.
- ◀ Although some improvements have been made to the showers, facilities at Bury Sports Club are considered to be poor quality and in need of modernisation.
- ◀ Each club also has an issue with floodlighting.
- ◀ TGRs do not forecast any future demand, when applied on an analysis area basis; however, both Bury RUFC and Sedgley Park RUFC report aspirations to increase by two junior teams each.
- ◀ There are three sites which display potential spare capacity to accommodate additional play totalling four match equivalent sessions. However, in practice there is no spare capacity on senior pitches at peak time for senior play.
- ◀ There are six pitches across four sites which are overplayed totalling 12 match equivalent sessions.

# BURY PLAYING PITCH & OUTDOOR SPORT STRATEGY ASSESSMENT REPORT

## PART 6: HOCKEY

### 6.1: Introduction

Hockey in England is governed by England Hockey (EH) and is administered locally by the Lancashire Hockey Association.

Competitive league hockey matches and training can only be played on sand filled, sand dressed or water based artificial grass pitches (AGPs). Although competitive, adult and junior club training cannot take place on third generation turf pitches (3G), 40mm pitches may be suitable for introductory level hockey, such as school curriculum low level hockey. EH's Artificial Grass Playing Surface Policy details suitability of surface type for varying levels of hockey, as shown below.

Table 6.1: England Hockey guidelines on artificial surface types suitable for hockey

Category	Surface	Playing Level	Playing Level
England Hockey Category 1	Water surface approved within the FIH Global/National Parameters	<b>Essential</b> International Hockey - Training and matches	<b>Desirable</b> Domestic National Premier competition Higher levels of EH Player Pathway Performance Centres and upwards England
England Hockey Category 2	Sand dressed surfaces within the FIH National Parameter	<b>Essential</b> Domestic National Premier competition Higher levels of player pathway: Academy Centres and Upwards	<b>Desirable</b> All adult and junior League Hockey Intermediate or advanced School Hockey EH competitions for clubs and schools (excluding domestic national league)
England Hockey Category 3	Sand based surfaces within the FIH National Parameter	<b>Essential</b> All adult and junior club training and league Hockey EH competitions for clubs and schools Intermediate or advanced schools hockey	<b>Desirable</b>
England Hockey Category 4	All 3G surfaces	<b>Essential</b> None	<b>Desirable</b> Lower level hockey (Introductory level) when no category 1-3 surface is available.

# BURY PLAYING PITCH & OUTDOOR SPORT STRATEGY ASSESSMENT REPORT

---

For senior teams, a full sized pitch for competitive matches must measure at least 91.4 x 55 metres excluding surrounding run off areas which must be a minimum of two metres at the sides & three metres at the ends. England Hockey preference is for four metre side and five metre end run offs, with a preferred overall area of 101.4 x 63 metres though a minimum overall area of 97.4 x 59 metres is accepted.

It is considered that a hockey pitch can accommodate a maximum of four matches on one day (peak time) provided that the pitch has floodlighting. Training is generally midweek and requires access to a pitch and floodlights.

## ***Club consultation***

Bury HC is the only hockey club based in Bury and was consulted face to face in order to inform this section of the report, representing a 100% club response rate.

## **6.2: Supply**

There are five full sized hockey suitable AGPs, all of which have floodlighting. Four are available for community use, whilst the AGP at Goshen Sports Centre now lies disused. The pitch has been disused since 2015 after extensive flooding pulled the carpet away from the foundation making it unusable. The AGP was used extensively by both Bury FC Community Trust which manages the site and its affiliated community club Bury FC Boys and Girls FC. These teams have since relocated training to Broad Oak Sports College and Bury Grammar School (Boys), whilst community trust delivery has relocated to Parrenthorn Sports Centre and Woodhey High School.

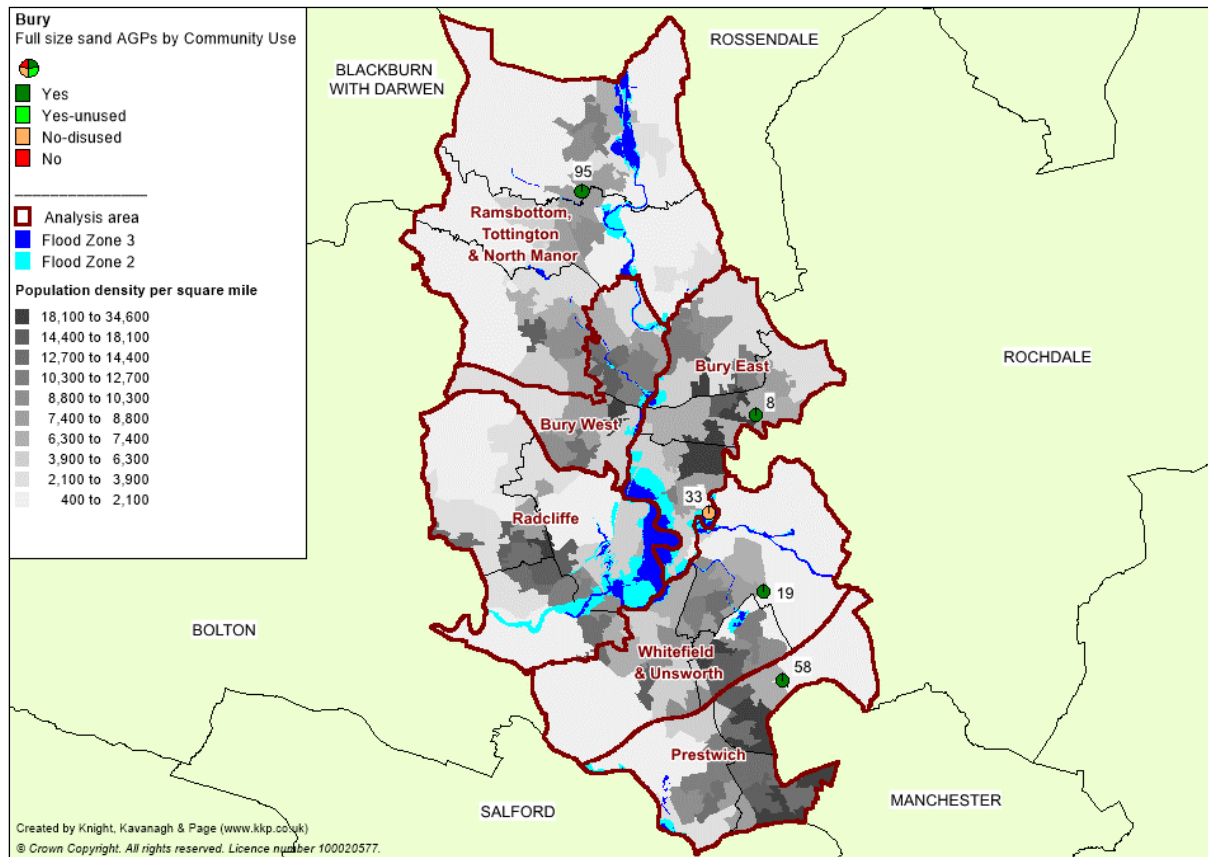
Bury East, Whitefield & Unsworth, Prestwich and Ramsbottom, Tottington & North Manor (RT&NM) analysis areas all have one full sized AGP each. There are none in Radcliffe or Bury West analysis areas.

In addition, there is one smaller sized floodlit hockey suitable AGP in Bury which is located at Bury Grammar School (Boys). The pitch is marked as seven a side hockey pitch and is over marked by four tennis courts.



# BURY PLAYING PITCH & OUTDOOR SPORT STRATEGY ASSESSMENT REPORT

Figure 6.1: Map of full sized hockey suitable AGPs pitches within Bury



## BURY PLAYING PITCH & OUTDOOR SPORT STRATEGY ASSESSMENT REPORT

Table 6.2: Full sized hockey suitable AGPs in Bury

Site ID	Site name	Ownership/management	Analysis Area	Number of pitches	Floodlighting	Surface type	Dimensions <sup>13</sup> (metres)	Availability for community use
8	Broad Oak Sports College	School/ Commercial	Bury East	1	Yes	Sand Filled	100 x 63	Yes
19	Castlebrook High School	School	Whitefield & Unsworth	1	Yes	Sand Dressed	98 x 63	Yes
33	Goshen Sports Centre	Trust	Bury East	1	Yes	Sand Filled	109 x 70	No - disused
58	Parrenthorn Sports Centre	School	Prestwich	1	Yes	Sand Filled	102 x 62	Yes
95	Woodhey High School	School	RT&NM	1	Yes	Sand Filled	97 x 60	Yes

# BURY PLAYING PITCH & OUTDOOR SPORT STRATEGY ASSESSMENT REPORT

## 6.3: Quality

Depending on use, it is considered that the carpet of an AGP usually lasts for approximately ten years and it is the age of the surface, combined with maintenance levels, which most commonly affects quality. It is therefore recommended that sinking funds be put into place by providers to enable long-term sustainability, on-going repairs and future refurbishment beyond this period.

The following table indicates when each full sized hockey suitable AGP was installed or last resurfaced together with an agreed quality rating following non-technical assessments and user and provider consultation.

*Table 6.3: Summary of full sized hockey suitable AGP quality*

Site ID	Site name	Number of pitches	Surface type	Year built (refurbished)	Quality
8	Broad Oak Sports College	1	Sand Filled	2005 (2010)	Standard
19	Castlebrook High School	1	Sand Dressed	2004	Poor
33	Goshen Sports Centre	1	Sand Filled	1978 (2000)	Poor (disused)
58	Parrenthorn Sports Centre	1	Sand Filled	2008	Poor
95	Woodhey High School	1	Sand Filled	2006	Standard

Three of the five full sized AGPs are rated as poor quality. Both Castlebrook High School and Parrenthorn Sports Centre are rated as poor due to their relative age, heavy usage and limited maintenance.

The pitch at Goshen Sports Centre is rated as poor quality due to the impact of flooding in 2015 and has not since been repaired or resurfaced. The AGP is located within a floodplain area which cuts across and affects much of the site including the surrounding grass pitches, with a more detailed solution currently under consideration for the site.

The AGPs at Broad Oak Sports College and Woodhey High School are rated as standard quality, largely due to the regular amount of maintenance they have received since installation. However, it is likely these surfaces will require resurfacing within the next two years due to relative age, especially Woodhey High School which is already in excess of the recommended surface lifespan.

The smaller sized hockey suitable AGP located at Bury Grammar School (Boys) is good quality having been refurbished in 2017.

### **Ownership/management**

All four available full sized hockey suitable AGPs are located at school sites. Broad Oak Sports College lettings are also managed internally by the College, however community access at Parrenthorn Sports Centre and Castlebrook High School is managed by the Council.

Woodhey High School lettings are currently managed internally by the School; however, it plans to transfer responsibility to an external lettings company in the near future. It currently

# BURY PLAYING PITCH & OUTDOOR SPORT STRATEGY ASSESSMENT REPORT

---

has to limit community usage and operating hours due to the financial implications of staffing the site. The School hopes that by doing this it will be able to increase availability for community use, especially at weekends

## ***Ancillary provision***

Access to ancillary facilities at school sites can often be restricted or limited for security reasons where changing rooms may be located in the main school building or where there is a lack of staffing to open and manage access. Schools also often have limited budget amongst other competing requirements for investment to make any qualitative improvements to changing provision, consequently they are often tired, dated and in need of modernisation.

Woodhey High School reports it has a total of four changing rooms available for community use, the quality of which varies with two rated as poor quality and two rated as good after recently undergoing improvement.

Changing provision at Castlebrook High School is of poor quality; however, the School is currently undergoing an entire rebuild. As part of this process new changing facilities will be created which will be available for community use. The pitch is to remain in situ in its current quality as the rebuild does not include its refurbishment.

There are no reported issues with changing provision at either Parrenthorn Sports Centre or Broad Oak Sports College.

## **6.4: Demand**

Bury HC is the sole contributor of community hockey demand in Bury with a total of four senior teams (two men's and two women's) playing in the Borough, with five junior teams playing at a league central venue in Manchester and its third senior ladies team playing in an unaffiliated league in Bolton. All of the Club's demand which is based in Bury takes place on the AGP at Castlebrook High School.

*Table 6.4: Summary of community hockey teams*

<b>Name of club</b>	<b>Men's</b>	<b>Women's</b>	<b>Mixed</b>	<b>Juniors</b>	<b>Members</b>
Bury HC	2	3	-	5	129

In total there are 55 juniors, split between 20 boys and 35 girls, and 74 seniors divided into 35 males and 39 females.

In addition, there is curricular usage of the smaller sized hockey suitable AGP at Bury Grammar School (Boys).

## ***Displaced demand***

Displaced or exported demand refers to Bury registered teams that are currently accessing pitches outside of the local authority for home fixtures, normally because their pitch requirements cannot be met. This is usually because of pitch supply, in some cases quality issues or stipulated league requirements for access to certain facilities.

Bury HC currently exports its entire junior demand for matches (U11 boys, U13 boys, U11s girls, U13s girls and U15s girls) into neighbouring Manchester. However, this is to access the

## BURY PLAYING PITCH & OUTDOOR SPORT STRATEGY ASSESSMENT REPORT

---

central venue league at Armitage Sports Centre (University of Manchester) rather being driven by a lack of access to facilities for matches in Bury and as such is not regarded as an issue being displaced. It is also not anticipated that this demand will be relocated back to Bury and that this mode of central venue play in Manchester will continue.

The Club also has a third senior ladies team which plays matches in Bolton (Thornleigh Salesian College). The team plays in an unaffiliated league, however, the Club states if it had access to available pitch space in Bury it would return the demand and enter them into an affiliated league.

### ***Latent demand***

Latent demand is demand that evidence suggests may be generated from the current population should they have access to more or better provision. Bury HC did not explicitly identify any latent demand in the Bury.

### ***Future demand***

Growing participation is the number one aim within EH's strategic plan and key drivers include working with clubs, universities and schools, regional and local leagues, developing opportunities for over 40s and delivering a quality programme of competition. Growth in participation will not only come from the traditional 11 aside game but from the informal, recreational ways to play hockey such as small sided hockey, which can be played at any time during the week or at weekends.

EH applies a growth rate to current affiliated membership numbers to determine anticipated increases in future demand. The predicted growth rate for Bury is 5.5% which will see Bury HC increase from 129 members to 137 members. EH's aim over the next ten years is to double participation nationally.

Nationally, since 2012, hockey has seen a 65% increase in juniors taking up the sport within the club environment. This increase is expected to continue across all age groups in the future, especially given the success of Great Britain's women's team in the 2016 Rio Olympics and the anticipated legacy impact.

Though there remains a desire from EH to increase participation within the club/league based game, not all future demand may be realised entirely as new formalised teams playing at peak time. Some clubs may decide to offer pay and play opportunities to participants or offer small sided formats such in a bid to increase participation and club memberships by providing a different hockey offer.

Increased demand from new participants will lead to a requirement for increased capacity on available AGPs at peak time, but also midweek and on Sundays to deliver other formats of hockey activity. At present, it is not necessarily clear as to what format this may take or when it is likely to take place, however, it is clear that there will be a requirement for access to increased capacity on AGPs across the Borough. This should be considered when assessing demand for AGPs in the future, as not only will they be needed for peak match play times and midweek training to accommodate increased participation within the formalised hockey environment, but also throughout the week and at non-peak times to offer wider opportunities for play.

# BURY PLAYING PITCH & OUTDOOR SPORT STRATEGY ASSESSMENT REPORT

---

## ***Back to Hockey***

Back to Hockey is an EH initiative aimed at people who either have not played for a number of years or are looking to play for the first time. The sessions are run by coaches at community clubs and are aimed to be fun, social and informal to encourage increasing participation. Bury HC runs Back to Hockey sessions at Castlebrook High School on Wednesdays 8pm till 9pm.

## ***EH Player Pathway***

The Player Pathway (PP) is the junior talent development pathway. It encompasses the whole of the hockey landscape which includes club and school activity as well as the PP Development Centres (DCs). The purpose of the PP is to provide development opportunities for young people, which is fair, equitable and consistent. It is to ensure that a suitable level of coaching and competition is offered for people at the appropriate stage of their development and to maximise the chance they have of fulfilling their potential whether that potential is as a club or International player, coach or official. The PP can be accessed by playing at school, a local club or attending one of the local centres. There is one entry point into the PP centres which is at DC level. The first time a player accesses the player pathway they must enter at DC level.

## BURY PLAYING PITCH & OUTDOOR SPORT STRATEGY ASSESSMENT REPORT

### 6.5: Availability and usage

The following table summarises the availability of full sized AGPs for community use in Bury. In addition, it records the availability of provision within the peak period. Sport England's Facilities Planning Model (FPM) applies an overall peak period for AGPs of 34 hours a week (Monday to Thursday 17:00-21:00; Friday 17:00-19:00; Saturday and Sunday 09:00-17:00).

All four pitches are available for community use midweek from at 6pm as all are situated at school sites and are used by schools for extracurricular sport until this time. Furthermore, pitches are not available for the full 16 hours within the weekend peak period due to site management limitations on staffing.

Table 6.5: Summary of availability and usage of full size hockey suitable AGPs in Bury

Site ID	Site name	Surface type	Floodlighting	Quality <sup>37</sup>	Total number of hours available for community use during peak period	Hockey usage	Football usage	Spare capacity
8	Broad Oak Sports College	Sand Filled	Yes	Standard	Weekdays: 12 hours Weekends: 4 hours Total: 16 hours	No recorded community hockey usage.	11 hours (69%) - AFC Dobbies, Bury Allstars FC, Bury FC Community Trust, Radcliffe Borough JFC, Seedfield Sports Club, Westbury FC	5 hours (33%) Saturdays (4 Hours) Mondays (1 Hour)
19	Castlebrook High School	Sand Dressed	Yes	Poor	Weekdays: 13 hours Weekends: 6 hours Total: 19 hours	8 hours (42%) - Bury HC	9 hours (47%) - Elton & Walshaw FC, Prestwich Marauders FC, Radcliffe Borough JFC, Radcliffe Town FC, Unsworth FC, Walking Football	2 hours (11%) Mondays (1 Hour) Tuesdays (1 Hour)
58	Parrenthorn Sports Centre	Sand Filled	Yes	Poor	Weekdays: 13 hours Weekends: 4 hours Total: 17 hours	No recorded community hockey usage.	11 hours (65%) - Bury FC Community Trust, FC Unsworth, Prestwich FC, Prestwich Marauders FC, Unsworth JFC	5 hours (35%) Saturdays (4 Hours) Fridays (1 Hour)
95	Woodhey High School	Sand Filled	Yes	Standard	Weekdays: 13 hours Weekends: 4 hours Total: 17 hours	No recorded community hockey usage.	10 hours (59%) - Brandlesholme Warriors JFC, Bury FC Community Trust, Ramsbottom United JFC, Turton FC (Bolton), Walshaw Sports Club, Woodbank JFC	7 hours (41%) Saturdays (3 Hours) Mondays (1 Hour) Tuesdays (1 Hour) Wednesday (1 Hour) Thursday (1 Hour)

In total there are 69 peak period hours available throughout the week on full sized hockey suitable AGPs in Bury. They are utilised for a total of 41 hours per week for football training demand midweek (59% of peak period availability). In comparison, there is a total of eight hours hockey use (12% of peak period availability), all based at Castlebrook High School where Bury HC is based and uses the pitch for midweek training and weekend matches.

Availability for community access is a key issue with regards to AGPs in Bury. Of the maximum possible 136 hours available in the peak period across the four pitches, only 69 are available, representing just 51% of potential peak period availability.

<sup>37</sup> Quality is assessed via a combination of non-technical assessments carried out by KKP but also take account of user views and opinions.



# BURY PLAYING PITCH & OUTDOOR SPORT STRATEGY ASSESSMENT REPORT

---

## ***Spare capacity***

There is spare capacity to accommodate additional use in the peak period on all four full sized hockey suitable AGPs, however much of this is on Saturdays when there is little demand for use as football teams play competitively on grass pitches and hockey demand is relatively little, based at Castlebrook High School. There is capacity to accommodate growth in senior hockey demand on Saturdays at Castlebrook High School; however there may be a need to negotiate greater access with the current management and the quality of the surface is poor.

Contrastingly, all four AGPs are well used midweek and almost exclusively accommodate football team training demand. This is a product of the absence of full sized 3G pitches, with smaller sized 3G provision not able to provide the pitch space required by adult and older youth teams. This is not the preferred surface of the FA with regards to football training, whilst some teams train on 3G pitches outside of the Borough.

## **6.6: Supply and demand analysis**

Based on four senior teams from Bury HC requiring a pitch at peak time (Saturday), there is a requirement for two match equivalent sessions per week, equating to one (rounded up from 0.5) full sized hockey suitable AGP with floodlighting and based on a floodlit AGP being able to accommodate a maximum of four matches (eight teams) on one day.

It should be noted that due to limited access on Saturdays to the full sized hockey suitable AGP at Castlebrook High School, the Club reports it can only host a maximum of two matches. This is due to the aforementioned limitations on available staffing at the weekend. Therefore, if the Club were to grow or return its displaced demand of one senior ladies team it would require access to a secondary pitch.

At present the club has sufficient level of access midweek for training for both its junior and senior teams. With the future development of full sized 3G pitch provision, it is likely that a proportion of midweek football training demand will relocate to 3G as a preferred surface for football, freeing up capacity at Castlebrook High School for hockey growth.

All five junior teams from Bury HC are exported to The Armitage Sports Centre in neighbouring authority Manchester. This is a central venue for the league which the teams play in therefore this demand is likely to remain exported.

## **6.7: Conclusion**

There is sufficient supply of full sized hockey suitable AGPs to meet current and future demand for hockey in Bury. The present key need for hockey is for the resurfacing of the pitch at Castlebrook High School to address poor quality issues. Priority for hockey should be on protecting and resurfacing the AGP for hockey and to formally secure tenure for Bury HC. The development of full sized 3G pitches to accommodate a proportion of football team training is likely to see capacity freed up midweek which should be utilised to facilitate growth in hockey participation.

Dependent on future growth and the return of displaced demand, the limitations on weekend availability at Castlebrook High School may prove an issue in future and unless this is resolved then it is recommended to retain at least one other hockey suitable AGP in the Borough as an alternative reserve venue.

# BURY PLAYING PITCH & OUTDOOR SPORT STRATEGY ASSESSMENT REPORT

---

## Hockey summary

- ◀ **Supply of AGPs suitable for hockey is sufficient albeit there are key issues regarding quality and level of weekend availability at Castlebrook High School.**
- ◀ **There are a number of sand based AGPs which offer potential for surface conversion to 3G to reduce 3G shortfalls without impacting on current or future ability to cater for community hockey demand.**
- ◀ There are four available full sized hockey suitable AGPs, all of which have floodlighting. There is also one floodlit smaller sized hockey suitable AGP at Bury Grammar School (Boys).
- ◀ A fifth AGP at Goshen Sports Centre now lies disused. The pitch has been disused since 2015 after extensive flood damage made it unusable.
- ◀ All four available full sized hockey suitable AGPs are located at school sites, with bookings managed either by the Council or in-house, some via commercial external lettings operators.
- ◀ Two of the four operational full sized AGPs (Castlebrook High School and Parrenthorn Sports Centre) are rated as poor quality, both due to relative age, heavy usage and limited maintenance. Woodhey High School and Broad Oak Sports College are rated as standard.
- ◀ There is a key need to resurface AGPs in Bury as three of the four are in excess of the recommended surface lifespan, whilst Broad Oak Sports College is approaching this term within the coming two years.
- ◀ Bury HC is the only community hockey club in Bury, based at Castlebrook High School and with ten teams and a total of 129 members.
- ◀ All full sized hockey suitable AGPs are subject to limitations on weekend availability, mostly reportedly due to staffing issues. Midweek evening availability is good; however usage is dominated by football team training due to the absence of full sized 3G provision.
- ◀ Lancashire FA with the Football Foundation are presently exploring potential to develop full sized 3G pitch provision at three sites in Bury, all at feasibility stage.
- ◀ One of the three sites is Goshen Sports Centre which is of key strategic significance for football in Bury; both as a strategic multi-pitch hub site and as a key focus of community engagement for Bury FC through its community trust.

# BURY PLAYING PITCH & OUTDOOR SPORT STRATEGY ASSESSMENT REPORT

## PART 7: ARTIFICIAL GRASS PITCHES (AGPS)

### 7.1: Introduction

There are several surface types that fall into the category of artificial grass pitch (AGP). The three main groups are rubber crumb (also known as third generation turf or 3G), sand based (filled or dressed) and water based.

*Table 7.1: AGP type and sport suitability*

Surface	Category	Comments
Rubber crumb	Long Pile 3G (60mm with shock pad)	Rugby surface – must comply with World Rugby type 22 and/or RFL Community Standard, requires a minimum of 60mm pile.
Rubber crumb	Medium Pile 3G (55-60mm)	Preferred football surface. Suitable for non-contact rugby union/league practice or play.
Rubber crumb	Short Pile 3G (40mm)	Acceptable surface for some competitive football.
Sand	Sand Filled	Competitive hockey and football training.
Sand	Sand Dressed	Preferred hockey surface and suitable for football training.
Water	Water based	Preferred hockey surface and suitable for football training if irrigated.

England Hockey's Artificial Grass Playing Surface Policy (June 2016) advises that 3G pitches should not be used for hockey matches or training and that they can only be used for lower level hockey (introductory level) when no sand-based or water-based AGPs are available.

For senior hockey teams, a full sized pitch for competitive matches must measure at least 91.4 x 55 metres excluding surrounding run off areas which must be a minimum of two metres at the sides & three metres at the ends. England Hockey preference is for four metre side and five metre end run offs, with a preferred overall area of 101.4 x 63 metres though a minimum overall area of 97.4 x 59 metres is accepted.

Competitive football can take place on 3G surfaces that have been FA or FIFA certified and a growing number of 3G pitches are now used for competitive match play at mini soccer and youth level. The recommended FA dimensions for a full sized 3G pitch are 100x64 metres with additional run off areas of three metres required on each side. Minimum playing area dimensions to meet performance standard criteria for competitive football are 90x45 metres (or 100x64 metres for FIFA sanctioned international matches), with additional run off areas of three metres required on each side. FIFA 3G pitch certification is required to host competitive adult match play at Step 3 and below, whilst for teams playing at Steps 1 or 2 pitches are required to have FIFA Pro standard certification, further information on which is included later in the section. Football training can take place on sand and water based surfaces but is not the preferred option.

# BURY PLAYING PITCH & OUTDOOR SPORT STRATEGY ASSESSMENT REPORT

---

World Rugby produced the 'Performance Specification for Artificial Grass Pitches for Rugby', more commonly known as 'Regulation 22' that provides the necessary technical detail to produce pitch systems that are appropriate for rugby. The artificial surface standards identified in Regulation 22 allows matches to be played on surfaces that meet the standard. Full contact activity, including tackling, rucking, mauling and lineouts can take place. All full sized World Rugby compliant 3G pitches feature on the RFU register, including expiry dates of certification<sup>38</sup>. Upon registration, World Rugby compliancy is valid for two years before renewal and retesting is required.

Many test contractors are able to offer reduced rates through efficiency savings to carry out multiple performance tests in the same session, therefore providers seeking 3G pitch compliancy for a number of sports would be recommended to consider this opportunity.

## ***Strategic partnership investment***

Both The FA and RFU have current programmes to invest in the creation of additional 3G pitches in order to facilitate both training and match play, serving to provide better quality playing surfaces, reduce cancellation of weather affected fixtures throughout winter months and manage use of natural turf sites. Whilst both have exclusive investment programmes for 3G pitches, in some cases there may be opportunities for development of new 3G pitches to specifications able to support use by both sports.

### *3G pitches for football*

As stated earlier in Part 2: Football, The FA has commissioned the production of a Local Football Facility Plan for each of the local authority areas in England in order to guide future investment by itself and its partners into football facilities over the next decade. The plan focuses on four key investment priorities, one of which is to double national full sized 3G pitch stock through development of an additional 1,000 full sized 3G pitches.

### *3G pitches for Rugby union*

The RFU's Rugby 365 3G pitch programme is part of its Rugby World Cup 2015 legacy of delivering more than £57m investment over four years into the development of 100 3G pitches across England. The programme categorises the type of project investment into two distinct models:

- ◆ **'Rugby Turf'** pitches: 60 pitches on rugby club sites, operated by the RFU, to be used by the host club and other local clubs and education establishments, enabling games to be played and training to be maximised.
- ◆ **'Rugby Share'** pitches: 40 pitches on community sites with a guaranteed number of hours for use by rugby.

At present, Bury is not identified as a priority area for RFU Rugby 365 programme investment, however it will consider the merits and potential opportunities to support any future 3G pitches to accommodate local rugby union demand if appropriate.

---

<sup>38</sup><http://www.englandrugby.com/governance/club-support/facilities-kit-and-equipment/artificial-surfaces/artificial-grass-pitches>

# BURY PLAYING PITCH & OUTDOOR SPORT STRATEGY ASSESSMENT REPORT

---

## 7.2: Supply

Within this PPS, full sized hockey suitable AGPs which meet minimum dimension criteria for competitive matches must measure at least 91.4 x 55 metres excluding surrounding run off areas which must be a minimum of two metres at the sides & three metres at the ends. England Hockey preference is for four metre side and five metre end run offs, with a preferred overall area of 101.4 x 63 metres though a minimum overall area of 97.4 x 59 metres is accepted.

The FA recommended size for full sized 3G pitches is at least 100 x 64 metres (106 x 64 metres including run offs). For the purposes of the PPS, a full sized 3G pitch is considered to be those which meet minimum dimensions for adult football (90x45m without run offs) and can therefore accommodate match play for all formats up to and including adult football.

Many 3G pitches nationally only meet FA minimum rather than recommended dimensions due to being converted from previous sand-based surfaces to 3G, with pre-existing footprints constructed to meet hockey dimensions rather than a full 100m long.

### ***Supply in Bury***

#### *3G pitches*

Based on the definitions above, there are presently no full sized 3G pitches located in Bury. Current 3G provision extends to 16 smaller sized 3G pitches, most (9 of 16 – 56%) located in the Bury East Analysis Area. This is due to eight pitches at Playfootball/Bury College, accounting for over half of 3G provision across the Borough; however capacity available for affiliated football team training is limited due to competition with small sided and recreational football demand including commercial football leagues run by Powerleague itself.

#### *Hockey suitable AGPs*

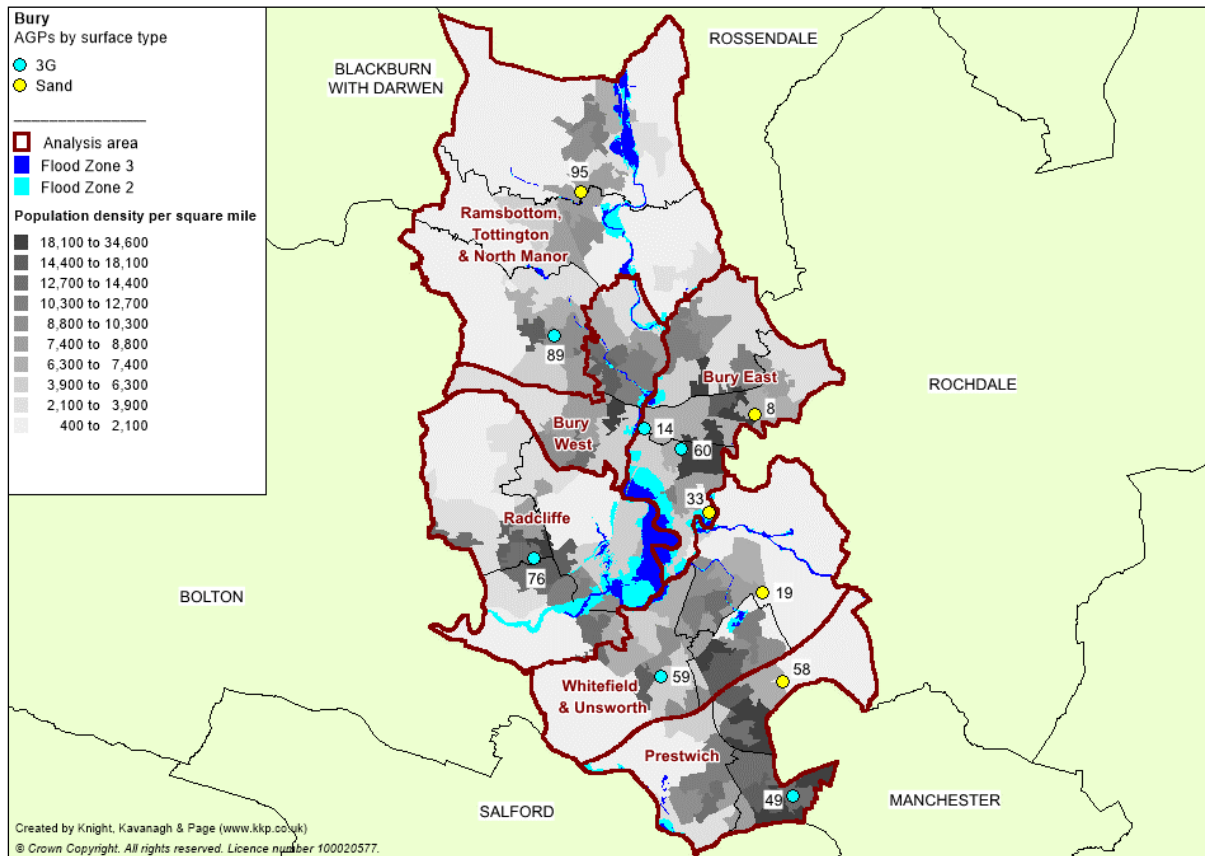
There are five full sized hockey suitable AGPs, all of which have floodlighting. Four are available for community use, whilst the AGP at Goshen Sports Centre now lies disused. The pitch has been disused since 2015 after extensive flooding pulled the carpet away from the foundation making it unusable. The AGP was used extensively by both Bury FC Community Trust which manages the site and its affiliated community club Bury FC Boys and Girls FC. These teams have since relocated training to Broad Oak Sports College and Bury Grammar School (Boys), whilst community trust delivery has relocated to Parrenthorn Sports Centre and Woodhey High School.

Bury East, Whitefield & Unsworth, Prestwich and Ramsbottom, Tottington & North Manor (RT&NM) analysis areas all have one full sized AGP each. There are none in Radcliffe or Bury West analysis areas.

In addition, there is one smaller sized floodlit hockey suitable AGP in Bury which is located at Bury Grammar School (Boys). The pitch is marked as seven a side hockey pitch and is over marked by four tennis courts.

# BURY PLAYING PITCH & OUTDOOR SPORT STRATEGY ASSESSMENT REPORT

Figure 7.1: Map of full sized AGPs pitches within Bury



See Table 7.2 and Table 7.3 for key to the map.

## BURY PLAYING PITCH & OUTDOOR SPORT STRATEGY ASSESSMENT REPORT

Table 7.2: Full sized hockey suitable AGPs in Bury

Site ID	Site name	Ownership/management	Analysis Area	Number of pitches	Floodlighting	Surface type	Dimensions <sup>13</sup> (metres)	Availability for community use
8	Broad Oak Sports College	School/Commercial	Bury East	1	Yes	Sand Filled	100 x 63	Yes
19	Castlebrook High School	School	Whitefield & Unsworth	1	Yes	Sand Dressed	98 x 63	Yes
33	Goshen Sports Centre	Trust	Bury East	1	Yes	Sand Filled	109 x 70	No - disused
58	Parrenthorn Sports Centre	School	Prestwich	1	Yes	Sand Filled	102 x 62	Yes
95	Woodhey High School	School	RT&NM	1	Yes	Sand Filled	97 x 60	Yes

Table 7.3: Small sized 3G pitches in Bury

Site ID	Site	Analysis Area	Number of pitches	Availability for community use	Floodlighting	Size (metres)	Certification	Certification renewal
14	Bury Grammar School (Boys)	Bury East	1	Yes	Yes	73 x 46	FA	13/9/2019
49	Manchester Maccabi Community and Sports Club	Prestwich	1	Yes	Yes	55 x 50	-	-
59	Philips High School	Whitefield & Unsworth	3	Yes	Yes	35 x 20	-	-
60	Playfootball/Bury College	Bury East	2	Yes	Yes	40 x 30	-	-
			6	Yes	Yes	30 x 20	-	-
76	Stainton Park	Radcliffe	2	Yes	Yes	42 x 28	-	-
89	Walshaw Sports Club	RT&NM	1	Yes	Yes	15 x 45	-	-

The pitch at Bury Grammar School (Boys) is FA certified and as well as for team training is used by community clubs for competitive fixtures up to and including youth 9v9 format, with two mini soccer pitches able to be marked widthways. The remainder of smaller sized 3G provision across Bury is accessed by football teams for training purposes, particularly small cages by mini soccer teams.



# BURY PLAYING PITCH & OUTDOOR SPORT STRATEGY ASSESSMENT REPORT

---

## ***FA/FIFA approved 3G pitches***

In order for competitive matches to be played on 3G pitches, the pitch should be FA or FIFA tested and approved and added to the FA pitch register, which can be found at: <http://3g.thefa.me.uk/?countyfa=Lancashire>

Pitches can also undergo FIFA testing to become a FIFA Quality pitch (previously FIFA One Star) or a FIFA Quality Pro pitch (previously FIFA Two Star), with pitches commonly constructed, installed and tested in situ to achieve either accreditation. This comes after FIFA announced changes to 3G performance in October 2015 following consultation with member associations and licenced laboratories. The changes are part of FIFA's continued ambition to drive up performance standard in the industry and the implications are that all 3G pitches built through the FA framework will be constructed to meet the new performance criteria.

The changes from FIFA One Star to FIFA Quality will have minimal impact on the current hours of use guidelines, which suggest that One Star pitches place more emphasis on the product's ability to sustain acceptable performance and can typically be used for 60-85 hours per week with a lifespan of 20,000 cycles. In contrast, pitches built to FIFA Quality Pro performance standards are unlikely to provide the hours of use that some FIFA Two Star products have guaranteed in the past (previously 30-40 hours per week with a lifespan of 5,000 cycles). Typically, a FIFA Quality Pro pitch will be able to accommodate only 20-30 hours per week with appropriate maintenance due to strict performance measurements.

Clubs playing in the football pyramid on 3G pitches meeting FIFA One Star or Two Star guidelines will still be required to certify their pitches annually, however, if any pitch replacement takes place the Club will need to meet the new FIFA performance criteria of FIFA Quality or Quality Pro. To stay on the FA register, pitches below the national league pyramid require FA testing every three years.

## ***Ownership/management***

All four available full sized hockey suitable AGPs are located at school sites. Broad Oak Sports College lettings are also managed internally by the College, however community access at Parrenthorn Sports Centre and Castlebrook High School is managed by the Council.

Woodhey High School lettings are currently managed internally by the School; however, it plans to transfer responsibility to an external lettings company in the near future. It currently has to limit community usage and operating hours due to the financial implications of staffing the site. The School hopes that by doing this it will be able to increase availability for community use, especially at weekends

## ***Ancillary provision***

Access to ancillary facilities at school sites can often be restricted or limited for security reasons where changing rooms may be located in the main school building or where there is a lack of staffing to open and manage access. Schools also often have limited budget amongst other competing requirements for investment to make any qualitative improvements to changing provision, consequently they are often tired, dated and in need of modernisation.

# BURY PLAYING PITCH & OUTDOOR SPORT STRATEGY ASSESSMENT REPORT

Woodhey High School reports it has a total of four changing rooms available for community use, the quality of which varies with two rated as poor quality and two rated as good after recently undergoing improvement.

Changing provision at Castlebrook High School is of poor quality; however, the School is currently undergoing an entire rebuild. As part of this process new changing facilities will be created which will be available for community use.

There are no reported issues with changing provision at either Parrenthorn Sports Centre or Broad Oak Sports College.

## 7.3: Quality

Depending on use, it is considered that the carpet of an AGP usually lasts for approximately ten years and it is the age of the surface, combined with maintenance levels, which most commonly affects quality. It is therefore recommended that sinking funds be put into place by providers to enable long-term sustainability, on-going repairs and future refurbishment beyond this period.

The following table indicates when each full sized hockey suitable AGP was installed or last resurfaced together with an agreed quality rating following non-technical assessments and user and provider consultation.

*Table 7.4: Summary of full sized hockey suitable AGP quality*

Site ID	Site name	Number of pitches	Surface type	Year built (refurbished)	Quality
8	Broad Oak Sports College	1	Sand Filled	2005 (2010)	Standard
19	Castlebrook High School	1	Sand Dressed	2004	Poor
33	Goshen Sports Centre	1	Sand Filled	1978 (2000)	Poor (disused)
58	Parrenthorn Sports Centre	1	Sand Filled	2008	Poor
95	Woodhey High School	1	Sand Filled	2006	Standard

Three of the five full sized AGPs are rated as poor quality. Both Castlebrook High School and Parrenthorn Sports Centre are rated as poor due to their relative age, heavy usage and limited maintenance.

The pitch at Goshen Sports Centre is rated as poor quality due to the impact of flooding in 2015 and has not since been repaired or resurfaced. The AGP is located within a floodplain area which cuts across and affects much of the site including the surrounding grass pitches, with a more detailed solution currently under consideration for the site.

The AGPs at Broad Oak Sports College and Woodhey High School are rated as standard quality, largely due to the regular amount of maintenance they have received since installation. However, it is likely these surfaces will require resurfacing within the next two years due to relative age, especially Woodhey High School which is already in excess of the recommended surface lifespan.

The smaller sized hockey suitable AGP located at Bury Grammar School (Boys) is good quality having been refurbished in 2017.

# BURY PLAYING PITCH & OUTDOOR SPORT STRATEGY ASSESSMENT REPORT

Table 7.5: Summary of small sized 3G quality (available for community use)

Site ID	Site	Analysis area	No. of pitches	Community use?	Floodlighting?	Quality
14	Bury Grammar School (Boys)	Bury East	1	Yes	Yes	Good
49	Manchester Maccabi Community and Sports Club	Prestwich	1	Yes	Yes	Standard
59	Philips High School	Whitefield & Unsworth	3	Yes	Yes	Standard
60	Playfootball/ Bury College	Bury East	2	Yes	Yes	Standard
			6	Yes	Yes	Standard
76	Stainton Park	Radcliffe	2	Yes	Yes	Poor
89	Walshaw Sports Club	RT&NM	1	Yes	Yes	Good

The majority of smaller sized 3G pitches in Bury (75%) are standard quality. The remaining four pitches are split evenly in quality with two good quality and two poor quality.

## 7.4: Demand for AGPs for hockey

Hockey in England is governed by England Hockey (EH) and is administered locally by the Lancashire Hockey Association.

Competitive league hockey matches and training can only be played on sand filled, sand dressed or water based artificial grass pitches (AGPs). Although competitive, adult and junior club training cannot take place on third generation turf pitches (3G), 40mm pitches may be suitable for introductory level hockey, such as school curriculum low level hockey. EH's Artificial Grass Playing Surface Policy details suitability of surface type for varying levels of hockey, as shown below.

# BURY PLAYING PITCH & OUTDOOR SPORT STRATEGY ASSESSMENT REPORT

Table 7.6: England Hockey guidelines on artificial surface types suitable for hockey

Category	Surface	Playing Level	Playing Level
England Hockey Category 1	Water surface approved within the FIH Global/National Parameters	<b>Essential</b> International Hockey - Training and matches	<b>Desirable</b> Domestic National Premier competition Higher levels of EH Player Pathway Performance Centres and upwards England
England Hockey Category 2	Sand dressed surfaces within the FIH National Parameter	<b>Essential</b> Domestic National Premier competition Higher levels of player pathway: Academy Centres and Upwards	<b>Desirable</b> All adult and junior League Hockey Intermediate or advanced School Hockey EH competitions for clubs and schools (excluding domestic national league)
England Hockey Category 3	Sand based surfaces within the FIH National Parameter	<b>Essential</b> All adult and junior club training and league Hockey EH competitions for clubs and schools Intermediate or advanced schools hockey	<b>Desirable</b>
England Hockey Category 4	All 3G surfaces	<b>Essential</b> None	<b>Desirable</b> Lower level hockey (Introductory level) when no category 1-3 surface is available.

For senior teams, a full sized pitch for competitive matches must measure at least 91.4 x 55 metres excluding surrounding run off areas which must be a minimum of two metres at the sides & three metres at the ends. England Hockey preference is for four metre side and five metre end run offs, with a preferred overall area of 101.4 x 63 metres though a minimum overall area of 97.4 x 59 metres is accepted.

It is considered that a hockey pitch can accommodate a maximum of four matches on one day (peak time) provided that the pitch has floodlighting. Training is generally midweek and requires access to a pitch and floodlights.

### ***Demand for hockey***

Bury HC is the sole contributor of community hockey demand in Bury with a total of four senior teams (two men's and two women's) playing in the Borough, with five junior teams playing at a league central venue in Manchester and its third senior ladies team playing in an unaffiliated league in Bolton. All of the Club's demand which is based in Bury takes place on the AGP at Castlebrook High School.

# BURY PLAYING PITCH & OUTDOOR SPORT STRATEGY ASSESSMENT REPORT

Table 7.7: Summary of community hockey teams

Name of club	Men's	Women's	Mixed	Juniors	Members
Bury HC	2	3	-	5	129

In total there are 55 juniors, split between 20 boys and 35 girls, and 74 seniors divided into 35 males and 39 females.

In addition, there is curricular usage of the smaller sized hockey suitable AGP at Bury Grammar School (Boys).

### ***Displaced demand***

Displaced or exported demand refers to Bury registered teams that are currently accessing pitches outside of the local authority for home fixtures, normally because their pitch requirements cannot be met. This is usually because of pitch supply, in some cases quality issues or stipulated league requirements for access to certain facilities.

Bury HC currently exports its entire junior demand for matches (U11 boys, U13 boys, U11s girls, U13s girls and U15s girls) into neighbouring Manchester. However, this is to access the central venue league at Armitage Sports Centre (University of Manchester) rather being driven by a lack of access to facilities for matches in Bury and as such is not regarded as an issue being displaced. It is also not anticipated that this demand will be relocated back to Bury and that this mode of central venue play in Manchester will continue.

The Club also has a third senior ladies team which plays matches in Bolton (Thornleigh Salesian College). The team plays in an unaffiliated league, however, the Club states if it had access to available pitch space in Bury it would return the demand and enter them into an affiliated league.

### ***Latent demand***

Latent demand is demand that evidence suggests may be generated from the current population should they have access to more or better provision. Bury HC did not explicitly identify any latent demand in the Bury.

### ***Future demand***

Growing participation is the number one aim within EH's strategic plan and key drivers include working with clubs, universities and schools, regional and local leagues, developing opportunities for over 40s and delivering a quality programme of competition. Growth in participation will not only come from the traditional 11 aside game but from the informal, recreational ways to play hockey such as small sided hockey, which can be played at any time during the week or at weekends.

EH applies a growth rate to current affiliated membership numbers to determine anticipated increases in future demand. The predicted growth rate for Bury is 5.5% which will see Bury HC increase from 129 members to 137 members. EH's aim over the next ten years is to double participation nationally.

Nationally, since 2012, hockey has seen a 65% increase in juniors taking up the sport within the club environment. This increase is expected to continue across all age groups in the future, especially given the success of Great Britain's women's team in the 2016 Rio Olympics and the anticipated legacy impact.

# BURY PLAYING PITCH & OUTDOOR SPORT STRATEGY ASSESSMENT REPORT

---

Though there remains a desire from EH to increase participation within the club/league based game, not all future demand may be realised entirely as new formalised teams playing at peak time. Some clubs may decide to offer pay and play opportunities to participants or offer small sided formats such in a bid to increase participation and club memberships by providing a different hockey offer.

Increased demand from new participants will lead to a requirement for increased capacity on available AGPs at peak time, but also midweek and on Sundays to deliver other formats of hockey activity. At present, it is not necessarily clear as to what format this may take or when it is likely to take place, however, it is clear that there will be a requirement for access to increased capacity on AGPs across the Borough. This should be considered when assessing demand for AGPs in the future, as not only will they be needed for peak match play times and midweek training to accommodate increased participation within the formalised hockey environment, but also throughout the week and at non-peak times to offer wider opportunities for play.

## ***Back to Hockey***

Back to Hockey is an EH initiative aimed at people who either have not played for a number of years or are looking to play for the first time. The sessions are run by coaches at community clubs and are aimed to be fun, social and informal to encourage increasing participation. Bury HC runs Back to Hockey sessions at Castlebrook High School on Wednesdays 8pm till 9pm.

## ***EH Player Pathway***

The Player Pathway (PP) is the junior talent development pathway. It encompasses the whole of the hockey landscape which includes club and school activity as well as the PP Development Centres (DCs). The purpose of the PP is to provide development opportunities for young people, which is fair, equitable and consistent. It is to ensure that a suitable level of coaching and competition is offered for people at the appropriate stage of their development and to maximise the chance they have of fulfilling their potential whether that potential is as a club or International player, coach or official. The PP can be accessed by playing at school, a local club or attending one of the local centres. There is one entry point into the PP centres which is at DC level. The first time a player accesses the player pathway they must enter at DC level.

## **7.5: Demand for AGP/3G pitches for football**

Bury has no full sized 3G pitches to accommodate competitive or training demand for football, a major issue relative to the strength of affiliated football and number of teams in the Borough. Consequently, football clubs resort to three options; utilising smaller sized 3G pitches in Bury, utilising full sized sand based AGPs in Bury, or exporting demand to neighbouring local authorities. Certain larger clubs/organisations (such as Bury FC Community Trust, Radcliffe Borough JFC, Ramsbottom United JFC, FC Unsworth, Walshaw Sports FC, Westbury Sports Club, and AFC Dobbies) use a combination of options to satisfy demand.

### ***Usage of smaller sized floodlit 3G pitches***

There are two primary sites in Bury which offer football clubs smaller sized floodlit 3G provision for football training demand; Playfootball/Bury College and Bury Grammar School (Boys). The table below summarises this demand.

## BURY PLAYING PITCH & OUTDOOR SPORT STRATEGY ASSESSMENT REPORT

Table 7.8: Summary of football training demand on small sized 3Gs in Bury

Site ID	Site name	Analysis area	Number of small sized 3Gs (metres)	Football training
14	Bury Grammar School (Boys)	Bury East	1 x (79x52)	Bury FC Community Trust FC Unsworth Radcliffe Borough JFC Tottington United
60	Playfootball/Bury College	Bury East	2 x (40x30) 6 x (30x20)	Brandlesholme Warriors JFC Elton Vale FC Game Cock FC Walshaw Sports Juniors FC Westbury Sports Club FC

Smaller sized 3G pitches at Manchester Maccabi Community and Sports Club, Walshaw Sports Club and Stainton Park are located at club sites and are used for training by Manchester Maccabi FC, Walshaw Sports Club FC and Radcliffe Borough FC respectively. Usage of the smaller sized pitches at Philips High School is currently unknown.



# BURY PLAYING PITCH & OUTDOOR SPORT STRATEGY ASSESSMENT REPORT

---

## ***Usage of hockey pitches***

In addition to the use of smaller sized 3G pitches, there is a substantial amount of football training on full sized hockey suitable AGPs in Bury. As detailed below, 17 football clubs access AGPs for a total 41 hours each week to accommodate winter training:

- ◀ AFC Dobbies
- ◀ Brandlesholme Warriors JFC
- ◀ Bury Allstars FC
- ◀ Bury FC Community Trust
- ◀ Elton & Walshaw FC
- ◀ FC Unsworth
- ◀ Prestwich FC
- ◀ Prestwich Marauders FC
- ◀ Radcliffe Borough JFC
- ◀ Radcliffe Town FC
- ◀ Ramsbottom United JFC
- ◀ Seedfield Sports Club
- ◀ Unsworth FC
- ◀ Unsworth JFC
- ◀ Walshaw Sports Club
- ◀ Westbury FC
- ◀ Woodbank JFC

Access to affordable floodlit training facilities is a key issue for most clubs in Bury particularly those with a large number of youth and mini teams. Access to affordable 3G provision is also a priority for the FA as many multi team junior clubs have various teams training across various venues in Bury and neighbouring authorities.

Most clubs responding to consultation report demand for additional training facilities. Of the 21 clubs that responded to the online survey and stated a demand for additional training facilities, 100% specifically stated a need for increased use of 3G pitches. Not only is it difficult for teams to access sufficient capacity but those at some large clubs are spread across a number of venues where they can manage to find available timeslots including on small sized 3G pitches. This is pertinent in Bury as there are no full size floodlit 3G pitches which in turn forces clubs to export training demand into neighbouring local authorities to find suitable facilities.

## ***Exported demand***

Bury Amateur, Ramsbottom United, Ramsbottom United JFC, Westbury Sports Club Radcliffe Vets, FC Unsworth, AFC Dobbies, Prestwich Heys, Radcliffe Borough JFC, Walshaw Sports JFC football clubs indicate they export all or a proportion of training demand to the following sites outside of Bury to access suitable full sized 3G pitches:

- ◀ Heywood Sports Village (Rochdale)
- ◀ Salford Sports Village (Salford)
- ◀ Little Lever School (Bolton)

Some teams report occasionally training on match pitches on Saturday mornings, particularly junior teams. However, with most junior matches taking place at the same time there is a limited number of available pitches for teams to use. Training at this time eliminates the need to access floodlit training provision or AGPs.

# BURY PLAYING PITCH & OUTDOOR SPORT STRATEGY ASSESSMENT REPORT

---

## ***Future developments***

Lancashire FA (LFA) and the Football Foundation (FF) are currently identifying potential projects within Bury to develop full sized floodlit 3G provision. Three sites have been initially identified as possible locations and supported by Bury Council; all three have been authorised and actioned for feasibility studies in summer 2018. They are:

- ◀ Broad Oak Sports College (Bury East – surface conversion)
- ◀ Goshen Sports Centre (Bury East – new build)
- ◀ Elton High School (RT&NM – new build)

### *Goshen Sports Centre*

LFA and FF indicate the Goshen Sports Centre is the preferred primary option for the development of new full sized 3G pitch provision. The strengths of the site lie with the existing management operation (Bury FC Community Trust), the strategic location, the ability to support Community Trust as well as affiliated football delivery as well as being supported by adjacent grass pitches to form a football hub. Bury FC Community Trust has substantial demand including six teams from The Football College (education programme), 46 teams from its community football club (Bury FC Boys & Girls) as well as community football delivery. All of this use was previously accommodated onsite until the AGP was damaged by flooding rendering it unusable and forcing the aforementioned groups and teams to have to relocate to other sites across Bury.

Consequently, it commits significant expenditure to accessing other provision to meet its training demand requirements across the Borough. Furthermore, the Trust accesses smaller side 3G pitches at Playfootball/Bury College for its walking football and disability teams but aspires to use a full sized 3G pitch where all its demand could be based. It would also be able to accomplish centralising its community and training demand whilst also reducing its outflow.

There are, however, significant challenges to project delivery onsite. Much of the site makes up a floodplain, an issue which affects many football pitch sites in Bury, and consequently simple resurfacing of the existing disused AGP footprint leaves it vulnerable to flooding damage again in future, whilst there would be likely issues in the way of contractor works through frameworks employed by football funding partners. A feasibility study was previously undertaken onsite however a new study is due to supersede this. There may be a need to think creatively about design in order to deliver a 3G pitch onsite to reduce possible impact of some of these issues, for example to create a new footprint to FA recommended size elsewhere onsite on a raised bed to reduce likelihood of possible surface flooding.

### *Other options*

In addition to this, Ramsbottom United JFC reports aspirations to develop a full sized 3G pitch at Top Park. The Club is currently spending approximately £30,000 on training facilities for its 23 teams throughout the winter across several sites. It has been unable to obtain relevant funding for such a development due to the current self-management agreement which is not long-term. It has ambitions to acquire formal leasehold of the site in order to be able to access relevant funding streams.

# BURY PLAYING PITCH & OUTDOOR SPORT STRATEGY ASSESSMENT REPORT

---

There may also be opportunity to develop new 3G pitch provision as part of new playing field sites which may be created through or as part of new housing development. The proposed East Lancashire Paper Mill development is reported by several clubs through consultation as having perceived potential for development as a sports hub and the location would be close to access for a conurbation of significantly sized clubs such as Radcliffe Juniors FC and Radcliffe Borough Juniors FC. Present plans show the creation of additional playing field land which could accommodate football pitches.

In addition, a pre-planning application was submitted in July 2017 for the creation of a full size floodlit 3G pitch at Stainton Park linked to Radcliffe Borough FC, the progress of which is currently unknown.

## ***Key trends and changes in demand for 3G pitches for football***

Demand from football for 3G pitches has increased in recent years due to demand from clubs for training but also due to a growing acceptance by local leagues of use for competitive matches, where play on 3G pitches is now included within the FA Standard Code of Rule. This considered, the general condition of local authority pitches and increasingly limited budget for regular and adequate maintenance may lead more teams to consider 3G pitches as a possible alternative should it be financially viable.

A number of leagues around the country now use 3G pitches as central venues where all play takes place. Mini soccer leagues especially are increasingly adopting this approach either for whole seasons or a number of months throughout the winter because they can continually offer a high quality playing experience, in many cases beyond that of grass pitches which are generally of comparatively poorer quality.

It also allows leagues to continue to run throughout the winter, largely unaffected by poor weather which has disrupted the football season over recent years, causing it to run into summer and clash more often with summer sports. This trend is likely to increase in the future and more mini soccer, flexi and vets leagues could be played exclusively on 3G pitches.

Unique to Bury, the Bolton & Bury District Junior Football League (BBDJFL) operates a summer football season for mini soccer and youth 9v9 age groups. The development of new full sized 3G pitches in Bury in future provides not only opportunity for central venue locations for winter football, but also the potential to host summer season mini and youth football centrally on 3G pitches. Levels of use of 3G pitches typically decline during the summer during the traditional off-season, however the summer season in Bury represents great potential to maximise use year-round and alleviate year-round use of grass pitches during both seasons, offering them greater protection and scope for remedial works. As such, the BBDJFL should be considered a key stakeholder with regards to 3G pitch development across the Borough.

## **7.6: Demand for 3G pitches for rugby union**

### ***Key trends and changes in demand for 3G pitches for rugby union***

Given the inclement weather often experienced throughout the winter months of the rugby union season, more clubs are becoming increasingly receptive towards training on artificial pitches. Clubs traditionally train on match pitches where floodlights are in place or one pitch designated for all training in particular, unless there is a separate floodlight grass training area. It often results in deterioration in pitch quality coupled with decreasing maintenance budgets.

## **BURY PLAYING PITCH & OUTDOOR SPORT STRATEGY ASSESSMENT REPORT**

---

The recent RFU strategy on investment in 3G pitches both at club and community based sites is indicative of the growing acceptance of 3G pitches amongst clubs nationally. Nationally clubs identify the use of 3G pitches for training as a method of protecting the match pitches and providing a high quality surface for full contact practice. Competitive play continues to take place on grass pitches for the most part, with ad hoc use of 3G pitches for fixtures in the case of unsuitable pitches due to waterlogging or frost.

### ***Rugby union demand for 3G pitches in Bury***

Both Sedgley Park RUFC and Bury RUFC report aspirations to access a World Rugby Compliant full sized floodlit 3G pitch for training. If the clubs were to access an artificial pitch for training it would greatly reduce the amount of demand on their respective grass pitches and reduce overplay.

If training demand from both clubs were to move onto an artificial pitch there would be a total need to account for 17.5 hours or 12.5 match equivalent sessions per week in total. It should be noted that Sedgley Park RUFC currently export two match equivalent sessions a week to The Co-Operative Academy of Manchester (Manchester) to access a full size floodlit 3G pitch for training demand. This demand has been incorporated into the above figures as the Club would return this demand into the Borough if the facilities were available.

Bury Church of England High School, which neighbours Bury Sports Club (Bury RUFC), reports it has had preliminary discussions with the RFU regarding the potential creation of a World Rugby Compliant 3G pitch.

## BURY PLAYING PITCH & OUTDOOR SPORT STRATEGY ASSESSMENT REPORT

### 7.7: Supply and demand analysis

#### Availability and usage

The following table summarises the availability of full sized AGPs for community use in Bury. In addition, it records the availability of provision within the peak period. Sport England's Facilities Planning Model (FPM) applies an overall peak period for AGPs of 34 hours a week (Monday to Thursday 17:00-21:00; Friday 17:00-19:00; Saturday and Sunday 09:00-17:00).

All four pitches are available for community use midweek from at 6pm as all are situated at school sites and are used by schools for extracurricular sport until this time. Furthermore, pitches are not available for the full 16 hours within the weekend peak period due to site management limitations on staffing.

Table 7.9: Summary of availability and usage of full size hockey suitable AGPs in Bury

Site ID	Site name	Surface type	Floodlighting	Quality <sup>39</sup>	Total number of hours available for community use during peak period	Hockey usage	Football usage	Spare capacity
8	Broad Oak Sports College	Sand Filled	Yes	Standard	Weekdays: 12 hours Weekends: 4 hours Total: 16 hours	No recorded community hockey usage.	11 hours (69%) - AFC Dobbies, Bury Allstars FC, Bury FC Community Trust, Radcliffe Borough JFC, Seedfield Sports Club, Westbury FC	5 hours (33%) Saturdays (4 Hours) Mondays (1 Hour)
19	Castlebrook High School	Sand Dressed	Yes	Poor	Weekdays: 13 hours Weekends: 6 hours Total: 19 hours	8 hours (42%) - Bury HC	9 hours (47%) - Elton & Walshaw FC, Prestwich Marauders FC, Radcliffe Borough JFC, Radcliffe Town FC, Unsworth FC, Walking Football	2 hours (11%) Mondays (1 Hour) Tuesdays (1 Hour)
58	Parrenthorn Sports Centre	Sand Filled	Yes	Poor	Weekdays: 13 hours Weekends: 4 hours Total: 17 hours	No recorded community hockey usage.	11 hours (65%) - Bury FC Community Trust, FC Unsworth, Prestwich FC, Prestwich Marauders FC, Unsworth JFC	5 hours (35%) Saturdays (4 Hours) Fridays (1 Hour)
95	Woodhey High School	Sand Filled	Yes	Standard	Weekdays: 13 hours Weekends: 4 hours Total: 17 hours	No recorded community hockey usage.	10 hours (59%) - Brandlesholme Warriors JFC, Bury FC Community Trust, Ramsbottom United JFC, Turton FC (Bolton), Walshaw Sports Club, Woodbank JFC	7 hours (41%) Saturdays (3 Hours) Mondays (1 Hour) Tuesdays (1 Hour) Wednesday (1 Hour) Thursday (1 Hour)

In total there are 69 peak period hours available throughout the week on full sized hockey suitable AGPs in Bury. They are utilised for a total of 41 hours per week for football training demand midweek (59% of peak period availability). In comparison, there is a total of eight hours hockey use (12% of peak period availability), all based at Castlebrook High School where Bury HC is based and uses the pitch for midweek training and weekend matches.

Availability for community access is a key issue with regards to AGPs in Bury. Of the maximum possible 136 hours available in the peak period across the four pitches, only 69 are available, representing just 51% of potential peak period availability.

<sup>39</sup> Quality is assessed via a combination of non-technical assessments carried out by KKP but also take account of user views and opinions.

# BURY PLAYING PITCH & OUTDOOR SPORT STRATEGY ASSESSMENT REPORT

---

## ***Spare capacity***

There is spare capacity to accommodate additional use in the peak period on all four full sized hockey suitable AGPs, however much of this is at weekends when there is little demand for use as football teams play competitively on grass pitches and hockey demand is relatively little, based at Castlebrook High School. There is capacity to accommodate growth in senior hockey demand on Saturdays at Castlebrook High School; however there may be a need to negotiate greater access with the current management and the quality of the surface is poor.

Contrastingly, all four AGPs are well used midweek and almost exclusively accommodate football team training demand. This is a product of the absence of full sized 3G pitches, with smaller sized 3G provision not able to provide the pitch space required by adult and older youth teams. This is not the preferred surface of the FA with regards to football training, whilst some teams train on 3G pitches outside of the Borough.

## ***AGP capacity for hockey***

Based on four senior teams from Bury HC requiring a pitch at peak time (Saturday), there is a requirement for two match equivalent sessions per week, equating to one (rounded up from 0.5) full sized hockey suitable AGP with floodlighting and based on a floodlit AGP being able to accommodate a maximum of four matches (eight teams) on one day.

It should be noted that due to limited access on Saturdays to the full sized hockey suitable AGP at Castlebrook High School, the Club reports it can only host a maximum of two matches. Therefore, if the Club were to grow or return its displaced demand of one senior ladies team it would require access to a secondary pitch.

At present the club has sufficient level of access midweek for training for both its junior and senior teams. With the future development of full sized 3G pitch provision, it is likely that a proportion of midweek football training demand will relocate to 3G as a preferred surface for football, freeing up capacity at Castlebrook High School for hockey growth.

All five junior teams from Bury HC are exported to The Armitage Sports Centre in neighbouring authority Manchester. This is a central venue for the league which the teams play in therefore this demand is likely to remain exported.

## ***3G pitch capacity for football***

### *FA training scenario for 3G pitches*

The FA considers high quality third generation artificial grass pitches as an essential tool in promoting coach and player development. The FA can support intensive use and as such are great assets for both playing and training. Primarily such facilities have been installed for community use and training, however, are increasingly used for competition which The FA wholly supports.

The FA's long-term ambition is to provide every affiliated team in England the opportunity to train once per week on floodlit 3G surface, together with priority access for every Charter



## BURY PLAYING PITCH & OUTDOOR SPORT STRATEGY ASSESSMENT REPORT

Standard Community Club through a partnership agreement. The FA standard is calculated by using the latest Sport England research "AGPs State of the Nation March 2012" assuming that 51% of AGP usage is by sports clubs when factoring in the number of training slots available per pitch at peak times. It is estimated that one full sized AGP can service 38 teams.

There are 358 teams which play regular competitive matches in Bury, however many are spread across the Borough and do not necessarily play in the analysis areas in which they are considered to be based. Furthermore, the absence of full sized 3G provision has led to similar migration and many clubs in fact utilise all or most of their facilities in other areas.

Consequently, rather than basing the FA model on where teams play, the number of full sized 3G pitches required has been based on need in the analysis areas in which they are considered to be based, as follows:

*Table 7.10: Summary of where teams are based across Bury*

Analysis Area	Total number of teams	Clubs considered based in the Area	
Bury East	109	Bury All Stars Bury FC Bury FC Boys & Girls Bury G.S.O.B. Bury Senior FC Bury Sports Academy Elton & Walshaw (Seniors) Elton & Walshaw JFC Elton Sports Club Game Cock	Hargreaves (Bury) Holy Cross College JPS FC P.F. Bury Vets Seedfield Sports Club Juniors Select Soccer Coaching Street Soccer Academy The Football College (Manchester) Walmersley Conservative Club
Bury West	31	AFC Swan, Elton Vale, FC Unsworth, Westbury Sports Club	
Prestwich	51	Bury Amateur AFC, Manchester Maccabi, Prestley, Prestwich, Prestwich Heys, Prestwich Marauders	
Radcliffe	78	AFC Dobbies Sports AFC Kearsley Ainsworth M.P.G. Mace Morning Star Vets Radcliffe Borough FC	Radcliffe Borough Juniors Radcliffe Boys Radcliffe Juniors Radcliffe Old Boys Radcliffe Town AFC Radcliffe Vets Royal Oak (Radcliffe)
Ramsbottom, Tottington & North Manor	73	Brandlesholme Warriors Junior Ramsbottom United FC Ramsbottom United Juniors Tottington United	Walshaw Park Junior Walshaw Sports Club (Seniors) Walshaw Sports Club Juniors Woodbank Junior
Whitefield & Unsworth	16	Unsworth Cricket Club FC, Unsworth Junior FC	

Team generation rates (TGRs) for football in Part 2: Football are calculated based on analysis areas in which teams play and this remains valid for match play as it is considered that most teams will continue to use their present home venues. However, adopting the aforementioned method for training analysis based on the Areas clubs are considered to be based in, the



## BURY PLAYING PITCH & OUTDOOR SPORT STRATEGY ASSESSMENT REPORT

future increase in team training demand for full sized 3G pitches based solely on population growth is as follows:

Table 7.11: Team Generation Rates based on where clubs are based

	Additional teams that may be generated from the increased population (by Analysis Area)					
	Bury East	Bury West	Prestwich	Radcliffe	RT&NM	Whitefield & Unsworth
Senior Men (16-45)	0	0	0	0	0	0
Senior Women (16-45)	0	0	0	0	0	0
Youth Boys (12-15)	3	1	1	1	1	0
Youth Girls (12-15)	0	0	0	0	0	0
Youth Boys (10-11)	0	0	0	0	0	0
Youth Girls (10-11)	0	0	0	0	0	0
Mini-Soccer Mixed (8-9)	0	0	0	0	0	0
Mini-Soccer Mixed (6-7)	0	0	0	0	0	0
<b>Total</b>	<b>3</b>	<b>1</b>	<b>1</b>	<b>1</b>	<b>1</b>	<b>0</b>

Table 7.12 below evidences the current number of full sized 3G pitches required if every team was to train within the Analysis Area in which their club is considered to be based. It also shows projected future demand and requirement, based on TGRs and club aspirations for growth, all applied using the same methodology.

Table 7.12: Current demand for 3G pitches in Bury for football training (38 teams per pitch)

Analysis Area	Current number of teams based	Current requirement <sup>40</sup>	Current shortfall	Future number of teams <sup>41</sup>	Future requirement	Future shortfall
Bury East	109	2.86 - <b>2</b>	2	121	3.18 - <b>3</b>	<b>3</b>
Bury West	31	0.81 - <b>1</b> <sup>[3]</sup>	1	40	1.05 - <b>1</b>	<b>1</b>
Prestwich	51	1.34 - <b>1</b>	1	63	1.65 - <b>1</b>	<b>1</b>
Radcliffe	78	2.05 - <b>2</b>	2	100	2.63 - <b>2</b>	<b>2</b>
RT&NM	73	1.92 - <b>2</b>	2	93	2.44 - <b>2</b>	<b>2</b>
Whitefield & Unsworth	16	0.42 - <b>0</b> <sup>[4]</sup>	-	24	0.63 - <b>0</b>	-
<b>Total</b>	<b>358</b>	<b>8</b>	<b>8</b>	<b>441</b>	<b>9</b>	<b>9</b>

It is considered that there are currently 358 teams which require access to train once per week on a floodlit 3G surface. This equates to the need for eight full sized 3G pitches to service this level of training demand. When accounting for future demand this shortfall increases to nine full sized 3G pitches due to additional requirement in the Bury East Area. As there are no full

<sup>40</sup> It should be noted figures have been rounded down where there is existing small sized 3G pitches or full sized sand based pitches which can accommodate football training.

<sup>41</sup> Based on increased demand forecasted from team generation rates and club aspirational demand, both re-applied to the Area where the club is based for training purposes

<sup>[3]</sup> Rounded up due to a lack of any full sized AGP provision in the Area

<sup>[4]</sup> Rounded down due to existing sand based AGP able to service training demand

# BURY PLAYING PITCH & OUTDOOR SPORT STRATEGY ASSESSMENT REPORT

---

sized 3G pitches in Bury there is a total need for nine full sized floodlit 3G pitches to meet current and future training demand.

The shortfall evidenced is based on affiliated training need and not competitive match play. There is however a national trend of greater use of 3G pitches for matches, a scenario to explore which will form part of the subsequent Strategy & Action Plan (Stage D).

The model assumes that all pitches are fully available for club use at peak time when in practice a number of pitches operate commercial small sided leagues which reduce capacity available. It also projects all football teams as training on full sized 3G pitches when in practice a proportion of football training demand should be retained on sand based AGPs in order to maintain financial and commercial sustainability of these pitches.

## 7.8: Conclusions

### *Hockey*

There is sufficient supply of full sized hockey suitable AGPs to meet current and future demand for hockey in Bury. The present key need for hockey is for the resurfacing of the pitch at Castlebrook High School to address poor quality issues. Priority for hockey should be on protecting and resurfacing the AGP for hockey and to formally secure tenure for Bury HC. The development of full sized 3G pitches to accommodate a proportion of football team training is likely to see capacity freed up midweek which should be utilised to facilitate growth in hockey participation.

Dependent on future growth and the return of displaced demand, the limitations on weekend availability at Castlebrook High School may prove an issue in future and unless this is resolved then it is recommended to retain at least one other hockey suitable AGP in the Borough as an alternative reserve venue.

### *Football*

In conclusion, there is a clear and significant undersupply of full sized 3G pitches to meet current and anticipated future demand for affiliation football team training based on the FA training model. This is evident within all Analysis Areas with the exception of Unsworth & Whitefield.

The shortfall of full sized 3G pitches is of such significance that it represents the most critical issue for football within Bury, whilst the delivery of new full sized 3G pitches with FA/FIFA certification will have the additional impact of being able to service competitive play and reduce existing grass pitch shortfalls.

### *Rugby union*

There is evidence to indicate that the development of a World Rugby compliant 3G surface in Bury would help to support rugby union locally, particularly for training in order to help alleviate overuse of grass pitches. However, Sedgeley Park RUFC already has use of such at a site in Manchester. Installation of a shock pad to World Rugby performance standard in construction of a 3G pitch in Bury would be most appropriate to help support rugby union training demand as shared sport scheme.

# BURY PLAYING PITCH & OUTDOOR SPORT STRATEGY ASSESSMENT REPORT

## Artificial grass pitches (AGPs) summary

- ◀ **In conclusion, there is a significantly insufficient supply of full sized 3G pitches to meet current and anticipated future demand for affiliated football team training in Bury based on the FA training model for football.**
- ◀ **Analysis indicates that there is a current requirement for eight full sized 3G pitches with floodlighting to service affiliated team training in Bury, increasing to nine in light of forecasted future demand.**
- ◀ **Supply of AGPs suitable for hockey is sufficient albeit there are key issues regarding quality and level of weekend availability at Castlebrook High School.**
- ◀ **There are a number of sand based AGPs which offer potential for surface conversion to 3G to reduce 3G shortfalls without impacting on current or future ability to cater for community hockey demand. This is subject to agreement with England Hockey.**
- ◀ There are presently no full sized 3G pitches located in Bury. Current 3G provision extends to 16 smaller sized 3G pitches.
- ◀ There are four available full sized hockey suitable AGPs, all of which have floodlighting. There is also one floodlit smaller sized hockey suitable AGP at Bury Grammar School (Boys).
- ◀ A fifth AGP at Goshen Sports Centre now lies disused. The pitch has been disused since 2015 after extensive flood damage made it unusable.
- ◀ All four available full sized hockey suitable AGPs are located at school sites, with bookings managed either by the Council or in-house, some via commercial external lettings operators.
- ◀ Two of the four operational full sized AGPs (Castlebrook High School and Parrenthorn Sports Centre) are rated as poor quality, both due to relative age, heavy usage and limited maintenance. Woodhey High School and Broad Oak Sports College are rated as standard.
- ◀ There is a key need to resurface AGPs in Bury as three of the four are in excess of the recommended surface lifespan, whilst Broad Oak Sports College is approaching this term within the coming two years.
- ◀ Bury HC is the only community hockey club in Bury, based at Castlebrook High School and with ten teams and a total of 129 members.
- ◀ All full sized hockey suitable AGPs are subject to limitations on weekend availability, mostly reportedly due to staffing issues. Midweek evening availability is good; however usage is dominated by football team training due to the absence of full sized 3G provision.
- ◀ Four of the five analysis areas exhibit a shortfall of full sized 3G pitch provision for affiliated football team training, with the exception of Unsworth & Whitefield.
- ◀ Lancashire FA with the Football Foundation are presently exploring potential to develop full sized 3G pitch provision at three sites in Bury, all at feasibility stage.
- ◀ One of the three sites is Goshen Sports Centre which is of key strategic significance for football in Bury, both as a strategic multi-pitch hub site and as a key focus of community engagement for Bury FC through its community trust.
- ◀ There is evidence to suggest that increased access to World Rugby compliant 3G pitch provision would support rugby union demand and overuse of grass pitches for training especially; however this may be best achieved as a consideration within a joint scheme rather than a rugby union driven development.

# BURY PLAYING PITCH & OUTDOOR SPORT STRATEGY ASSESSMENT REPORT

## PART 8: BOWLING GREENS

### 8.1: Introduction

Outdoor bowls in Bury is played on crown greens. British Crown Green Bowling Association (BCGBA) is the NGB with overall responsibility for ensuring effective governance of the sport.

#### **Consultation**

There are 46 clubs using bowling greens in Bury, 29 of which responded to consultation requests to complete an online survey, representing a 63% response rate.

### 8.2: Supply

There are 37 crown bowling greens identified in Bury distributed across 33 sites, with four double green sites.

*Table 8.1: Summary of bowling green provision*

Site ID	Site Name	Analysis area	Number of greens
2	Ainsworth Vets Bowling Club	Radcliffe	1
5	Black Lane Bowls Club	Radcliffe	1
6	Bolton Road Park	Radcliffe	1
20	Clarence Park	Bury East	1
21	Clifton Road	Prestwich	1
26	Eagle and Child Bowls Club	Whitefield & Unsworth	1
37	Hare and Hounds Bowls Club	Radcliffe	1
45	Hollinhurst Playing Fields	Radcliffe	1
46	Hollins Bowling Club	Whitefield & Unsworth	1
47	Hoyles Park	Bury East	1
50	Manchester Road Park	Bury East	1
52	Nuttall Park	RT&NM	2
56	Openshaw Park	Bury East	2
61	Prestwich Cricket Tennis & Bowling Club	Prestwich	1
68	Seedfield Sports Club	Bury East	1
71	St Marys Park	Prestwich	2
85	Town Meadow	RT&NM	1
92	Whitefield Park	Whitefield & Unsworth	2
104	Allens Green Bowling Pavilion	Radcliffe	1
105	Bailey Street Bowling Green	Prestwich	1
106	Prestwich Conservative Club	Prestwich	1
107	Prestwich Liberal Club	Prestwich	1
108	St Margaret's Bowling Green	Prestwich	1
109	Tottington Conservative Club	RT&NM	1
110	Elton Libs Bowling Green	Bury West	1
111	Stanley Conservative Club	Bury East	1

## BURY PLAYING PITCH & OUTDOOR SPORT STRATEGY ASSESSMENT REPORT

Site ID	Site Name	Analysis area	Number of greens
112	Huntley Unionist Club	Bury East	1
113	Walmersley Conservative Club	RT&NM	1
114	Dobbies Sports & Social Club	Radcliffe	1
115	Buchanan Sports & Social	RT&NM	1
116	Rose and Crown Bowling Green	RT&NM	1
117	Whitefield Bowls Club	Whitefield & Unsworth	1
118	Waggon and Horses Bowling Green	RT&NM	1

It should be noted that there are four flat bowling greens located in close proximity to the study area of Bury in neighbouring authority of Manchester. These greens are located at Heaton Park which is located less than a mile outside of Bury.

The Bury East, Prestwich, Radcliffe and RT&NM analysis areas all host eight bowling greens each which equates to 21% of all provision. This is followed by the Whitefield & Unsworth Analysis Area with five bowling greens (13%) with only one bowling green located in the Bury West Analysis Area.

### ***Lapsed green***

There is one lapsed bowling green located in the Ramsbottom, Tottington and North Manor (RT&NM) Analysis Area. The green is known locally as the Grant Arms Bowling Green and was given the certification of an asset of community value in 2015. The bowling green has previously had an unsuccessful planning application placed on it to build flats.

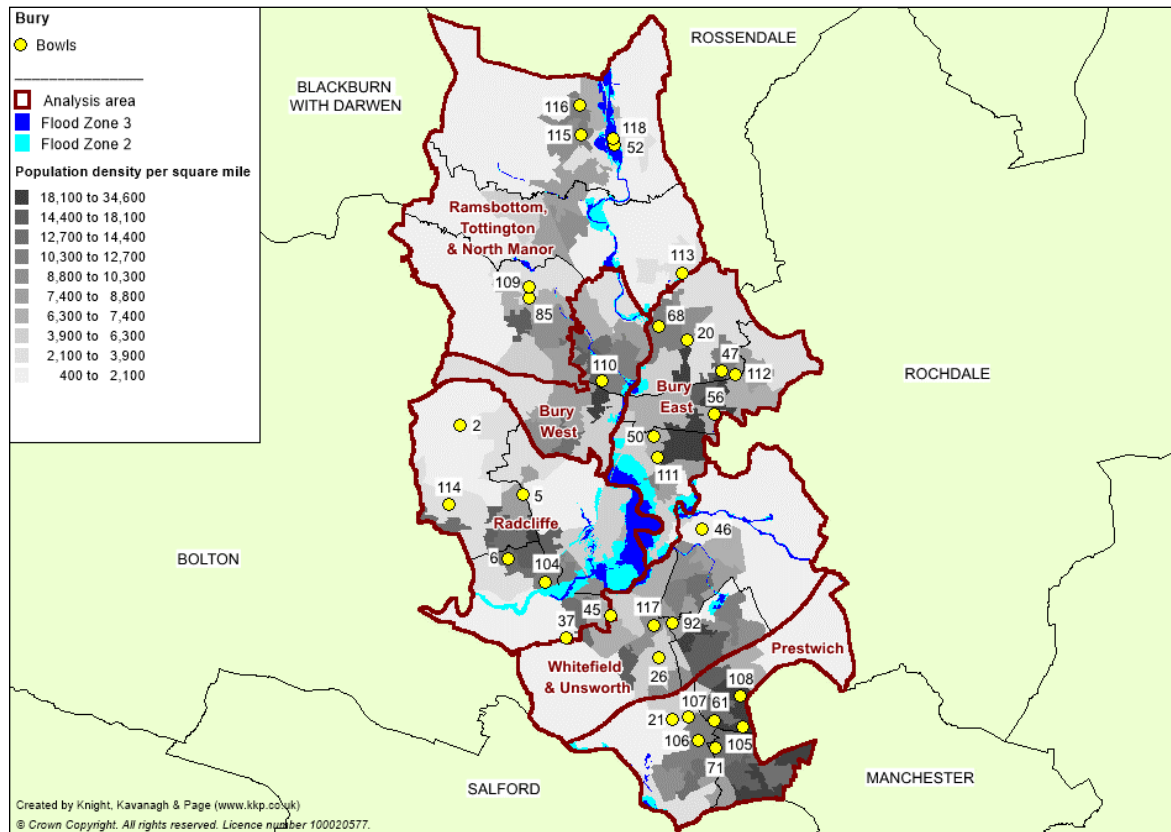
In addition there was previously a bowling green at East Lancashire Paper Mill which was home to East Lancs Paper Mill Bowling Club. The green was lost after the original paper mill was demolished in circa 2005 and is currently scrubland. The bowling club has since relocated and is now accessing provision at Black Lane Bowls Club.

### ***Loss of provision***

Manchester Road Park previously hosted two bowling greens; however, one has recently been converted in a putting green. Similarly, Whitehead Park used to host two bowling greens both of which have now been converted into croquet lawns for Bury Croquet Club.

# BURY PLAYING PITCH & OUTDOOR SPORT STRATEGY ASSESSMENT REPORT

Figure 8.1: Distribution of bowling greens across Bury



## BURY PLAYING PITCH & OUTDOOR SPORT STRATEGY ASSESSMENT REPORT

### Quality

Following a non-technical assessment of greens in Bury and consultation with the Clubs, the majority of greens, 32 or 84%, are assessed as good quality. The remaining six greens (16%) are standard. There are no poor quality greens in the authority. The table below summarises the quality on a site-by-site basis.

Table 8.2: Summary of bowling green quality

Site ID	Site name	Club using site	Number of greens	Quality of green
2	Ainsworth Bowling Club	Ainsworth BC, Ainsworth Ladies BC	1	Good
5	Black Lane Bowls Club	Black Lane BC, East Lancs Paper Mill BC, Redfern BC, Bay Horse BC	1	Good
6	Bolton Road Park	Bolton Road BC, Bolton Road Ladies BC	1	Good
20	Clarence Park	Clarence Park Vets BC	1	Standard
22	Close Park	Close Park BC	1	Good
26	Eagle and Child Bowls Club	Eagle and Child Crown BC, Higher Blackley Cons BC	1	Good
29	Elton Cricket Club	Elton BC	1	Good
37	Hare and Hounds Bowls Club	Hare and Hounds BC, Coronation BC	1	Good
45	Hollinhurst Playing Fields	Hollinhurst BC, Huntley Mount BC	1	Standard
46	Hollins Bowling Club	Hollins Village Community Association BC	1	Good
47	Hoyles Park	Hoyles Vets BC	1	Good
50	Manchester Road Park	Welly BC	1	Good
52	Nuttall Park	Nuttall Park BC	2	Standard
56	Openshaw Park	Openshaw Park BC	2	Good
61	Prestwich Cricket Tennis & Bowling Club	Prestwich Cricket Tennis & BC	1	Good
68	Seedfield Sports Club	Seedfield BC, Scouters BC	1	Good
71	St Marys Park	St Marys Park BC, Church Institute BC	2	Good
85	Town Meadow	Tottington Bowling and Social Club	1	Good
92	Whitefield Park	Whitefield Park BC, Whitefield Park Vets BC	2	Good
104	Allens Green Bowling Pavilion	Allens Green BC	1	Good
105	Bailey Street Bowling Green	Baily Street BC	1	Good
106	Prestwich Conservative Club	Prestwich Cons BC	1	Good
107	Prestwich Liberal Club	Prestwich Liberal BC	1	Good
108	St Margaret's Bowling Green	St Margaret's BC	1	Good



## BURY PLAYING PITCH & OUTDOOR SPORT STRATEGY ASSESSMENT REPORT

Site ID	Site name	Club using site	Number of greens	Quality of green
109	Tottington Conservative Club	Tottington Cons BC	1	Good
110	Elton Libs Bowling Green	Elton Liberals BC	1	Good
111	Stanley Conservative Club	Stanley Cons BC	1	Good
112	Huntley Unionist Club (Duck Club)	-	1	Standard
113	Walmersley Conservative Club	Walmersley Cons BC, Hargreaves BC	1	Good
114	Dobbies Sports & Social Club	Dobbies BC	1	Good
115	Buchanan Sports & Social	Buchanan Sports & Social BC	1	Good
116	Rose and Crown Bowling Green	The Rose BC	1	Good
117	Whitefield Bowls Club	Whitefield BC	1	Good
118	Waggon and Horses Bowling Green	Waggon and Horses BC	1	Standard

A consistent issue recorded regarding green maintenance is the perceived high cost of buying machinery required to aid continued green works. One way of resolving this issue may be for clubs to share equipment enabling all clubs and greens to benefit from more regular maintenance, provided that club volunteers can be found to undertake the work.

Hargreaves BC report recently moving from Huntley Unionist Club to Walmersley Conservative Club. It states it has done this as the green quality at the former site has deteriorated within the previous three years.

It should be noted that since non-technical assessments and club consultation were carried out there has been several weeks of unprecedented hot weather which may have impacted the amount of grass coverage on greens across Bury.

### **Ancillary facilities**

Only two responding clubs in Bury report ancillary facilities to be of a poor quality. These are Hollinhurst BC and Black lane BC. The remaining clubs through consultation report their facilities to be either good or standard quality.

Both clubs indicate they want to improve the quality of their ancillary facilities, which are basic and in need of modernisation, however, they have no funds available to make renovations.

The table overleaf highlights all aspirational ancillary improvements reported by clubs.

# BURY PLAYING PITCH & OUTDOOR SPORT STRATEGY ASSESSMENT REPORT

Table 8.3: Summary of Bury bowling clubs' aspirational ancillary improvements

Site ID	Site name	Club name	Plans
5	Black Lane Bowls Club	Black Lane BC	Improve toilet facilities.
22	Close Park	Close Park BC	Develop security fencing around the ancillary facilities.
26	Eagle and Child Bowls Club	Eagle and Child Crown BC	Aspirations for a winter green cover.
68	Seedfield Sports Club	Seedfield BC	Improve clubhouse facilities and surroundings.
85	Town Meadow	Tottington Bowling and Social Club	Improve clubhouse facilities and surroundings.
108	St Margaret's Bowling Green	St Margaret's BC	Improve clubhouse facilities with new gate, door, fencing and boarding.
118	Waggon and Horses Bowling Green	Waggon and Horses BC	Install a new clubhouse and floodlighting.

## BCGBA grants

Provided a club is subscribed to the BCGBA it can apply for a grant a range of ancillary issues, providing it has not already received one in the previous five years. Grants available to clubs include the following:

- ◀ New bowling green
- ◀ New floodlights
- ◀ New Pavilion
- ◀ Irrigation for the bowling green
- ◀ Toilets
- ◀ New Shelter
- ◀ Fencing and paths
- ◀ Extending a bowling green
- ◀ Legal fees to fight a green closure

## Ownership and management

The majority of greens in Bury operate as sports clubs on self-management agreements or hold freehold status. Seedfield BC, Dobbies BC, Buchanan Sports and Social BC, Elton Liberals BC, Nuttall Park BC, Prestwich Cons BC and Prestwich Liberals BC all report having a freehold of their bowling greens.

No club through consultation report an issue with their current arrangements.

## 8.3: Demand

There are 46 bowling clubs in Bury, each with multiple teams playing various evenings and afternoons throughout the week. Demand amongst youth players in Bury is low with just eight identified junior members. The table below shows a full membership breakdown by club.

## BURY PLAYING PITCH & OUTDOOR SPORT STRATEGY ASSESSMENT REPORT

Table 8.4: Membership breakdown

Club name	Senior male	Senior female	Junior	Total
Ainsworth BC	23	-	-	<b>23</b>
Ainsworth Ladies BC	-	20	-	<b>20</b>
Allens Green BC	100	-	-	<b>100</b>
Bailey Street BC	Unknown			
Bay Horse BC	Unknown			
Black Lane BC	70	-	-	<b>70</b>
Bolton Road BC	13	-	-	<b>13</b>
Bolton Road Ladies BC	Unknown			
Buchanan Sports and Social BC	65	-	-	<b>65</b>
Church Institute BC	Unknown			
Clarence Park Vets BC	21	3	-	<b>24</b>
Close Park BC	30	15	4	<b>49</b>
Coronation Park BC	Unknown			
Dobbies BC	50	-	-	<b>50</b>
Eagle and Child Crown Green BC	70	18	-	<b>88</b>
East Lancs Paper Mill BC	Unknown			
Elton BC	Unknown			
Elton Liberals BC	60	-	-	<b>60</b>
Hare & Hounds BC	Unknown			
Hargreaves BC	35	6	-	<b>41</b>
Higher Blackley Cons BC	Unknown			
Hollinhurst BC	55	13	2	<b>70</b>
Hollins Village Community Association BC	44	-	-	<b>44</b>
Hoyles Vets BC	21	4	-	<b>25</b>
Huntley Mount BC	10	-	-	<b>10</b>
Nuttall Park BC	62	38	-	<b>100</b>
Openshaw BC	60	-	-	<b>60</b>
Prestwich Cons BC	50	25	-	<b>75</b>
Prestwich Cricket Tennis and BC	49	42	2	<b>93</b>
Prestwich Liberal BC	45	35	-	<b>80</b>
Redfern BC	Unknown			
Scouters BC	16	-	-	<b>16</b>
Seedfield BC	105	69	-	<b>174</b>
Stanley Cons BC	Unknown			
St Margaret's BC	47	20	-	<b>67</b>
St Marys Park BC	Unknown			
The Rose BC	Unknown			
Tottington Bowling and Social Club	79	29	-	<b>108</b>
Tottington Cons BC	Unknown			

## BURY PLAYING PITCH & OUTDOOR SPORT STRATEGY ASSESSMENT REPORT

Club name	Senior male	Senior female	Junior	Total
Walmersley Cons BC	Unknown			
Walshaw BC	Unknown			
Welly BC	Unknown			
Whitefield BC	Unknown			
Whitefield Park BC	Unknown			
Whitehead Park Vets BC	Unknown			
<b>Total</b>	<b>1,209</b>	<b>345</b>	<b>8</b>	<b>1,562</b>

Generally, clubs and leagues in Bury report that membership levels have remained static over the last three years and no clubs have a waiting list for new members. That said, Waggon & Horses, Dobbies and Prestwich Liberal bowling clubs report a decline in senior members; whilst Tottington Bowling and Social Club and St Margaret's Bowling Club note an increase in senior members. All clubs that responded to consultation requests report junior participation has remained static over the same time period.

Nationally the sport has experienced an overall decline in participation which may be due to access to facilities in some cases; however, most clubs acknowledge a lack of interest in the sport amongst the local community, with few new bowlers taking up the sport. This adds to which is a generally an aged player base and in most cases the fall in numbers has been attributed to aging players, with a lack of younger or newer players coming into the sport to sustain demand.

### **Future demand**

Of the clubs which responded to consultation request, 14 report aspirations to increase their participation, however, only five clubs quantified this demand with a specific amount of members. The table below provides a breakdown of future demand aspirations from clubs, where quantified.

*Table 8.5: Future demand aspirations*

Club name	Analysis area	Seniors	Juniors (U18)
Hollinghurst BC	Radcliffe	12	-
Seedfield BC	Bury East	20	10
Tottington Bowling and Social Club	RT&NM	10	6
St Margaret's BC	Prestwich	10	-
Prestwich Cricket Tennis and BC	Prestwich	6	4
<b>Total</b>		<b>58</b>	<b>20</b>

### **Latent demand**

No clubs suggest that an additional bowling green at their ground or in their area would lead to an increase in club membership. Sport England's Segmentation Tool enables analysis of 'the percentage of adults that would like to participate in bowls but are not currently doing so'. The tool identifies latent demand of 319 people who would like to participate in the sport within Bury. The most dominant segment is 'Frank' – Twilight Year Gents' (20.1% or 64 people).

# BURY PLAYING PITCH & OUTDOOR SPORT STRATEGY ASSESSMENT REPORT

---

## 8.4: Capacity analysis

Capacity is very much dependent on the leagues and the day that they operate. A green may have no spare capacity on an afternoon or evening when a popular league operates but may be unused for the rest of the week. However, in many cases greens are used during the afternoons by club members who bowl socially.

Bowls England advises that a flat green accommodating less than 60 playing members is considered to have spare capacity for further play and those accommodating more than 60 is considered to be over played. Consideration should also be given to the sustainability of flat greens which operate with a playing membership of less than 20. The same figures were also used to analyse crown green capacity.

## BURY PLAYING PITCH & OUTDOOR SPORT STRATEGY ASSESSMENT REPORT

Table 8.6: Current and future capacity analysis of bowling greens now and with future demand (where known)

Site ID	Site name	Analysis area	Number of greens	Clubs	Number of players	Capacity rating	Future demand	Future capacity
2	Ainsworth Bowling Club	Radcliffe	1	Ainsworth BC, Ainsworth Ladies BC	43	17	-	17
5	Black Lane Bowls Club	Radcliffe	1	Black Lane BC, East Lancs Paper Mill BC, Redfern BC, Bay Horse BC	70	-10	-	-10
6	Bolton Road Park	Radcliffe	1	Bolton Road BC, Bolton Road Ladies BC	13	47	-	47
20	Clarence Park	Bury East	1	Clarence Park Vets BC	24	36	-	36
22	Close Park	Radcliffe	1	Close Park BC	49	11	-	11
26	Eagle and Child Bowls Club	Whitefield & Unsworth	1	Eagle and Child Crown BC, Higher Blackley Cons BC	88	-28	-	-28
29	Elton Cricket Club	Bury West	1	Elton BC	-	60	-	60
37	Hare and Hounds Bowls Club	Radcliffe	1	Hare and Hounds BC, Coronation BC	-	60	-	60
45	Hollinhurst Playing Fields	Radcliffe	1	Hollinhurst BC, Huntley Mount BC	80	-20	12	-32
46	Hollins Bowling Club	Whitefield & Unsworth	1	Hollins Village Community Association BC	44	16	-	16
47	Hoyles Park	Bury East	1	Hoyles Vets BC	25	35	-	35
50	Manchester Road Park	Bury East	1	Welly BC	-	60	-	60
52	Nuttall Park	RT&NM	2	Nuttall Park BC	100	20	-	20
56	Openshaw Park	Bury East	2	Openshaw Park BC	60	60	-	60
61	Prestwich Cricket Tennis & Bowling Club	Prestwich	1	Prestwich Cricket Tennis & BC	93	-33	10	-43
68	Seedfield Sports Club	Bury East	1	Seedfield BC, Scouters BC	190	-130	30	-160
71	St Marys Park	Prestwich	2	St Marys Park BC, Church Institute BC	-	120	-	120
85	Town Meadow	RT&NM	1	Tottington Bowling and Social Club	108	-48	16	-64
92	Whitefield Park	Whitefield & Unsworth	2	Whitefield Park BC, Whitefield Park Vets BC	-	120	-	120

## BURY PLAYING PITCH & OUTDOOR SPORT STRATEGY ASSESSMENT REPORT

Site ID	Site name	Analysis area	Number of greens	Clubs	Number of players	Capacity rating	Future demand	Future capacity
104	Allens Green Bowling Pavilion	Radcliffe	1	Allens Green BC	100	-40	-	-40
105	Bailey Street Bowling Green	Prestwich	1	Baily Street BC	-	60	-	60
106	Prestwich Conservative Club	Prestwich	1	Prestwich Cons BC	75	-15	-	-15
107	Prestwich Liberal Club	Prestwich	1	Prestwich Liberal BC	80	-20	-	-20
108	St Margaret's Bowling Green	Prestwich	1	St Margaret's BC	67	-7	10	-17
109	Tottington Conservative Club	RT&NM	1	Tottington Cons BC	-	60	-	60
110	Elton Libs Bowling Green	Bury West	1	Elton Liberals BC	60	-	-	-
111	Stanley Conservative Club	Bury East	1	Stanley Cons BC	-	60	-	60
112	Huntley Unionist Club (Duck Club)	Bury East	1	-	-	60	-	60
113	Walmersley Conservative Club	RT&NM	1	Walmersley Cons BC, Hargreaves BC	-	60	-	60
114	Dobbies Sports & Social Club	Radcliffe	1	Dobbies BC	50	10	-	10
115	Buchanan Sports & Social	RT&NM	1	Buchanan Sports & Social BC	60	-	-	-
116	Rose and Crown Bowling Green	RT&NM	1	The Rose BC	-	60	-	60
117	Whitefield Bowls Club	Whitefield & Unsworth	1	Whitefield BC	-	60	-	60
118	Waggon and Horses Bowling Green	RT&NM	1	Waggon and Horses BC	37	23	-	23



# BURY PLAYING PITCH & OUTDOOR SPORT STRATEGY ASSESSMENT REPORT

## Overplay

In total there are ten sites which are overplayed across Bury these are:

- ◀ Black Lane Bowls Club
- ◀ Eagle and Child Bowls Club
- ◀ Hollinhurst Playing Fields
- ◀ Prestwich Cricket, Tennis & Bowling Club
- ◀ Seedfield Sports Club
- ◀ Town Meadow
- ◀ Allens Green Bowling Pavilion
- ◀ Prestwich Conservative Club
- ◀ Prestwich Liberal Club
- ◀ St Margaret's Bowling Green

The Bury East Analysis Area is most overplayed with a total of 130 additional members accessing greens beyond their recommended capacity. This is located solely at Seedfield Sports Club which is home to Seedfield BC and Scouters BC.

A standard quality green which is over played such as Hollinhurst Playing Fields should be continually assessed as it is likely that quality will decline in the future through continued overuse. It is recommended that improvements to quality of all standard quality sites are sought to mitigate overplay identified at least in the short-term.

St Margaret Bowling Green and Black Lane Bowls Club are minimally over played; however, both have good quality greens. These greens should be able withstand this amount of over play considering they maintain their quality.

Sites with more substantial overplay such as Seedfield Sports Club, Town Meadow, Allens Green Bowling Pavilion, Eagle and Child Bowls Club, Prestwich Cricket Tennis and Bowling Club, Prestwich Conservative Club and Prestwich Liberal Club would benefit from an additional onsite green or the potential transferal of demand to a green with additional capacity to accommodate more users. This being said, neither club indicated aspirations to develop further on site provision and therefore overplay at these sites should also be monitored and green quality sustain and improved where needed.

## Additional capacity

Apart from abovementioned ten overplayed sites and Buchanan Sports and Social, which is currently at capacity, all remaining bowling greens in Bury are considered to have capacity to accommodate additional members.

## 8.5: Supply and demand analysis

As seen in the table below analysis suggests that there is enough capacity at present to cater for current and future demand in Bury.

Table 8.7: Supply and demand analysis of bowling greens in Bury

Analysis area	Total additional capacity	Overplay	Current total	Future demand	Total
Bury East	311	-130	181	30	151
Bury West	60	-	60	-	60
Prestwich	191	-75	116	20	96
Radcliffe	134	-98	36	12	24
RT&NM	223	-48	175	16	159
Whitefield & Unsworth	256	-	256	-	256
<b>Total</b>	<b>1,175</b>	<b>351</b>	<b>824</b>	<b>78</b>	<b>746</b>

# BURY PLAYING PITCH & OUTDOOR SPORT STRATEGY ASSESSMENT REPORT

---

## 8.6: Conclusions

Based on the aforementioned guidance and known membership figures from club feedback, ten sites are considered to be over played. There is a clear requirement to work with all clubs to ensure quality of each bowling green does not deteriorate in quality due to overplay and that clubs are supported to ensure green quality can be sustained and improved. As mentioned no clubs reported a need to access additional greens at their home venues.

It is evident that despite over play at some sites there is a sufficient supply of bowling greens overall to accommodate all current and future demand in Bury. This being said the Bury West Analysis Area is currently at capacity at future demand in this area should be monitored in order to sustain green quality.

It is assumed that all remaining clubs in Bury are sustainable in relation to the continued existence of respective clubs.

### **Bowls Summary**

- ◀ **Current supply of bowling greens is sufficient for both current and future demand. This being said, ten sites are overplayed and need to be monitored to ensure green quality does not deteriorate.**
- ◀ There are 37 crown bowling greens identified in Bury distributed across 33 sites, with four double green sites.
- ◀ The Bury East, Prestwich, Radcliffe and RT&NM analysis areas all host eight bowling greens each which equates to 21% of all provision.
- ◀ There is one lapsed bowling green located Ramsbottom, Tottington and North Manor (RT&NM) Analysis Area. The green is known locally as the Grant Arms Bowling Green and was given the certification of an asset of community value in 2015.
- ◀ Manchester Road Park previously hosted two bowling greens; however, one has recently been converted in a putting green. Similarly, Whitehead Park used to host two bowling greens both of which have now been converted into croquet lawns for Bury Croquet Club.
- ◀ Following a non-technical assessment of greens in Bury and consultation with the Clubs, the majority of greens, 32 or 84%, are assessed as good quality. The remaining six greens (16%) are standard. There are no poor quality greens in the authority.
- ◀ Only two responding clubs in Bury report ancillary facilities to be of a poor quality. These are Hollinhurst BC and Black lane BC. The remaining clubs through consultation report their facilities to be either good or standard quality.
- ◀ The majority of greens in Bury operate as sports clubs on self-management agreements or hold freehold status. No club through consultation report an issue with their current arrangements.
- ◀ There are 46 bowling clubs in Bury, each with multiple teams playing various evenings and afternoons throughout the week.
- ◀ Future club aspiration demand amount to 58 senior members and 20 junior members.
- ◀ In total there are ten sites which are overplayed across Bury.

# BURY PLAYING PITCH & OUTDOOR SPORT STRATEGY ASSESSMENT REPORT

## PART 9: TENNIS COURTS

### 9.1: Introduction

The Lawn Tennis Association (LTA) is the organisation responsible for the governance of tennis. It also supports the delivery of the sport locally across Bury. The LTA is currently delivering its 2015 – 2018 British Tennis Strategic Plan which has a participation focus, seeking to build partnerships in the community, deliver great service to clubs and grow participation among children and young people. In Bury, plans and developments are worked around developing strong local park and other community tennis venue partnership to deliver inclusive tennis provision for all.

#### **Consultation**

There are five tennis clubs based in Bury all of which responded to consultation via online survey, these are:

- ◀ Prestwich Sports TC
- ◀ Walmer TC
- ◀ Holcombe Brook Sports TC
- ◀ Elton Vale Sports TC
- ◀ Hawkshaw TC

### 9.2: Supply

#### **Quantity**

There is a total of 90 tennis courts identified in Bury located across 24 sites including sports clubs, commercial and schools. Of these, 79 courts (88%) are categorised as being available for community use across 21 sites.

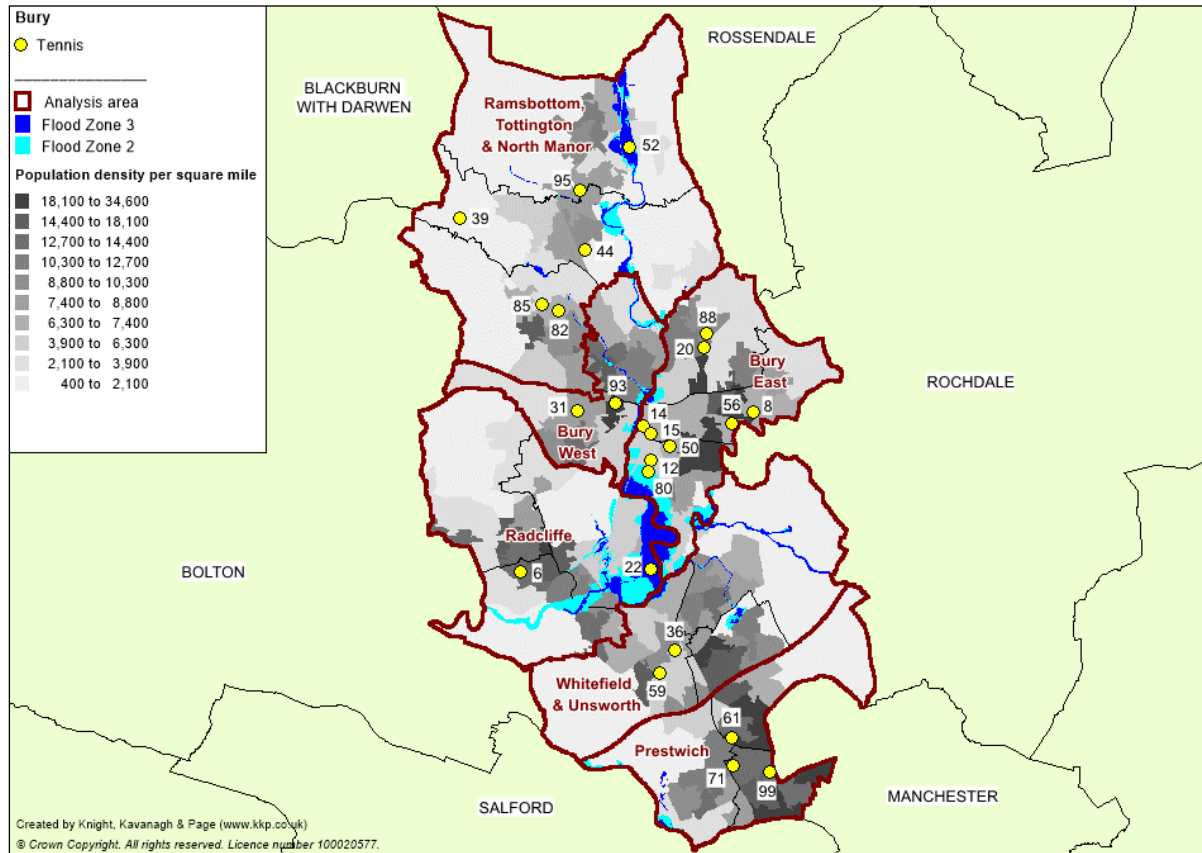
The majority of courts are located in the Bury East Analysis Area hosting 32 courts (41%). The Bury West and Radcliffe analysis areas host five courts (6%) each which is the least across the Borough.

*Table 9.1: Summary of the number of courts by analysis area*

<b>Analysis area</b>	<b>Courts (sites) available for community use</b>
Bury East	32 (8)
Bury West	5 (2)
Prestwich	10 (2)
Radcliffe	5 (2)
RT&NM	21 (5)
Whitefield & Unsworth	6 (2)
<b>Total</b>	<b>79 (21)</b>

# BURY PLAYING PITCH & OUTDOOR SPORT STRATEGY ASSESSMENT REPORT

Figure 9.1: Distribution of tennis courts across Bury



## BURY PLAYING PITCH & OUTDOOR SPORT STRATEGY ASSESSMENT REPORT

Table 9.2: Summary of tennis court provision in Bury

Site ID	Site name	Analysis Area	Management	Community use?	Number of courts	Floodlit?	Court type	Court quality <sup>42</sup>
6	Bolton Road Park	Radcliffe	Council	Yes	2	No	Macadam	Standard
8	Broad Oak Sports College	Bury East	Education	Yes	3	Yes	Macadam	Good
12	Bury Church of England High School	Bury East	Education	No	4	No	Macadam	Standard
14	Bury Grammar School (Boys)	Bury East	Education	Yes	4	Yes	Artificial	Good
15	Bury Grammar School (Girls)	Bury East	Education	Yes	8	No	Macadam	Good
20	Clarence Park	Bury East	Council	Yes	2	No	Macadam	Standard
22	Close Park	Radcliffe	Council	Yes	3	No	Macadam	Standard
31	Elton Vale Sports Club	Bury West	Sports Club	Yes	3	No	Macadam	Good
36	Hamilton Road Park	Whitefield & Unsworth	Council	Yes	3	No	Macadam	Good
39	Hawkshaw Tennis Club	RT&NM	Sports Club	Yes	5	Yes	Macadam	Good
44	Holcombe Brook Sports Club	RT&NM	Sports Club	Yes	9	Yes	Macadam	Good
50	Manchester Road Park	Bury East	Council	Yes	2	No	Macadam	Standard
52	Nuttall Park	RT&NM	Council	Yes	2	No	Macadam	Standard
56	Openshaw Park	Bury East	Council	Yes	2	Yes	Macadam	Good
59	Philips High School	Whitefield & Unsworth	Education	Yes	3	No	Macadam	Poor
61	Prestwich Cricket Tennis & Bowling Club	Prestwich	Sports Club	Yes	3	Yes	Macadam	Good
					3	Yes	Artificial	Standard
71	St Marys Park	Prestwich	Council	Yes	4	No	Macadam	Good
80	The Derby High School	Bury East	Education	Yes	7	No	Macadam	Standard
82	Tottington High School	RT&NM	Education	Yes	3	No	Macadam	Poor
85	Town Meadow	RT&NM	Council	Yes	2	No	Macadam	Good
88	Walmer Lawn Tennis Club	Bury East	Sports Club	Yes	4	No	Macadam	Standard

<sup>42</sup> Determined by non-technical site assessment and user feedback

## BURY PLAYING PITCH & OUTDOOR SPORT STRATEGY ASSESSMENT REPORT

Site ID	Site name	Analysis Area	Management	Community use?	Number of courts	Floodlit?	Court type	Court quality <sup>42</sup>
93	Whitehead Park	Bury West	Council	Yes	2	No	Macadam	Poor
95	Woodhey High School	RT&NM	Education	No	4	No	Macadam	Poor
99	St Monica's High School	Prestwich	Education	No	3	No	Macadam	Poor

# BURY PLAYING PITCH & OUTDOOR SPORT STRATEGY ASSESSMENT REPORT

## Quality

Of provision that is available for community use, 46 courts (58%) are rated as good quality, 25 courts (32%) are rated as standard quality and eight courts (10%) are rated as poor quality. There are no poor quality courts located in the Bury East, Prestwich or Radcliffe analysis areas.

Table 9.3: Quality of community available courts by analysis area

Analysis area	Good	Standard	Poor
Bury East	17	15	-
Bury West	3	-	2
Prestwich	7	3	-
Radcliffe	-	5	-
RT&NM	16	2	3
Whitefield & Unsworth	3	-	3
<b>Total</b>	<b>46</b>	<b>25</b>	<b>8</b>

The courts assessed as good quality are located at the following sites:

- ◀ Broad Oak Sports College
- ◀ Bury Grammar School (Boys)
- ◀ Bury Grammar School (Girls)
- ◀ Elton Vale Sports Club
- ◀ Hamilton Road Park
- ◀ Hawkshaw Tennis Club
- ◀ Holcombe Brook Sports Club
- ◀ Openshaw Park
- ◀ Prestwich Cricket Tennis & Bowling Club
- ◀ St Marys Park
- ◀ Town Meadow

Both Prestwich Sports TC and Elton Vale Sports TC report obtaining funding to resurface their courts. The former has recently received an LTA interest free loan for the renewal of its artificial surfaced courts, whereas, the latter received funding in 2016 from waste disposal company Viridor for the resurfacing of its three courts. In addition to the loan it has received, Prestwich Sports TC indicates the quality of its hard courts has improved since last season as they have been cleaned and repainted.

Hawkshaw TC report development plans to maintain court quality. It will achieve this through the regular cleaning of the courts and eventual resurfacing after five years.

Walmer TC is the only club to report deterioration in court quality. It states quality of the courts has become slightly poorer due to general wear and tear.

Poor quality courts in Bury are assessed as poor quality due to poor grip underfoot, loose gravel and evidence of litter, glass and moss. The maintenance of such courts is also considered to be basic and infrequent, as opposed to club maintained courts which tend to receive more specialised and dedicated work.



# BURY PLAYING PITCH & OUTDOOR SPORT STRATEGY ASSESSMENT REPORT

---

Improving park courts is a national priority for the LTA; however, it reports that unless tennis courts are supported by changing facilities, floodlighting and in some cases a café, it becomes more difficult to operate a sustainable tennis programme, which therefore makes it more difficult to generate external investment. The LTA also advocates that sites with a minimum of four courts are likely to be more sustainable.

## ***Transforming British Tennis Together (TBTT)***

In 2017 the LTA introduced its largest funding initiative, Transforming British Tennis Together, to make courts across the country more usable and accessible to everyone in the next ten years. It has committed £125 million to improve community facilities and plans to unlock a further £125 million through match funding. The funding will ensure barriers such as floodlighting; access systems (Clubspark) and covering courts so they are more accessible throughout the year are overcome. Investment from the TBTT will transform facilities by working with clubs, parks, community venues and education sites.

The LTA is currently working with the Council, in conjunction with Bury SAPAS, in developing a strategic investment programme for council courts. Through a series of applications from TBTT the programme's goal is to establish ten high quality and sustainable parks sites. In addition, it is also trying to incorporate the wider strategic need for indoor tennis provision in neighbouring authorities such as Manchester.

After initial investment was secured through S106 monies and the outgoing LTA Community Tennis Fund work started in April 2018 on the refurbishment of the courts at St Marys Park. Once courts were refurbished they were installed with the Clubspark access system with new fencing which included a charging policy to contribute towards a sinking fund for sustainability. The LTA report this has already been a strong success so far with over 600 people accessing the site and 13% of its annual sinking fund generated in its first eight weeks of operation.

Following St Marys Park, potential investment has been identified for the following sites:

- ◀ Bolton Road Park
- ◀ Clarence Park
- ◀ Close Park
- ◀ Hamilton Road Park
- ◀ Manchester Road Park
- ◀ Nuttall Park
- ◀ Openshaw Park
- ◀ Town Meadow
- ◀ Whitehead Park

Hamilton Road Park, Nuttall Park and Clarence Park potential investment includes improving floodlighting, resurfacing and the implementation of the Clubspark access system with fencing, whereas the remaining sites have been allocated for just resurfacing and installation of Clubspark with fencing. Sites identified with lower footfall are likely to have the Clubspark access system phased to understand the demand before courts are to be resurfaced.

# BURY PLAYING PITCH & OUTDOOR SPORT STRATEGY ASSESSMENT REPORT

## *LTA Clubspark Programme*

The LTA has recently developed a programme to change the way in which people access local authority managed tennis courts, mainly at park sites. As well as providing free access the programme can also operate a remotely managed charging policy and seeks to secure courts through an online booking system (Clubspark) which allows members access through using a fob or access code system through electronic gates. Not only does this deter misuse of courts but it also allows genuine tennis participation to be more effectively tracked and monitored, thus providing data on how well and how often courts are being accessed and used. This online booking system sends an automated email as evidence as part of a self-policing system for managing court bookings.

Another advantage of securing access is to make tennis courts revenue generating rather than open access. This revenue generation acts to form a sinking fund for the repair and eventual resurfacing of the courts at each site, therefore making courts more sustainable in the long-term.

## **Ownership/management**

The table below highlights the management of community available courts. As seen management across the Borough is relatively evenly split with 36% of provision at education sites, 34% at sports club sites and the remaining 30% of courts operated through the Council.

*Table 9.4: Courts available for community use by ownership*

<b>Sports Club courts</b>	<b>Council courts</b>	<b>Education courts</b>
27	24	28

## **Security of tenure**

No clubs that responded to consultation express concerns in regards to security of tenure. In principle, all clubs are happy with the agreements currently in place, whether that is through ownership, an annual rental agreement or a long-term lease arrangement.

## **Floodlighting**

Floodlit courts enable use throughout the year and are identified by the LTA as being particularly key for club development. There are 32 floodlit courts in Bury, as found at the following sites:

- ◀ Broad Oak Sports College
- ◀ Bury Grammar School (Boys)
- ◀ Hawkshaw Tennis Club
- ◀ Holcombe Brook Sports Club
- ◀ Openshaw Park
- ◀ Prestwich Cricket Tennis & Bowling Club

Elton Vale Sports TC and Walmer TC are not serviced by floodlighting at the sites they use. This may impact on these clubs in terms of their ability to cater for demand as floodlit courts have greater capacity for use than non-floodlit courts.

# BURY PLAYING PITCH & OUTDOOR SPORT STRATEGY ASSESSMENT REPORT

---

Elton Vale Sports TC report aspirations for floodlights at Elton Vale Sports Club, however, it has no formal plans at this stage. Walmer TC report if it had access to floodlight courts it would be able to increase participation.

The LTA report planning to reduce the amount of people in Bury per floodlit community available court to 25,000, it plans on achieving this through the abovementioned strategic development of park sites. Presently, only Openshaw Park offers floodlit provision equating to a population of 93,737 people per floodlit court.

## ***Court type***

The majority of community available courts in Bury have a macadam surface (92%). The estimated lifespan of a macadam court is ten years, depending on levels of use and maintenance levels. To ensure courts can continue to be used beyond this time frame, it is recommended that a sinking fund is put into place for eventual refurbishment. The LTA reports that this should cost approximately £1,200 a year per macadam court (which includes on-going maintenance costs). The remaining available courts are sand based artificial surface (8% or six courts) which the LTA indicate an approximate annual sinking fund of £1,800 per court.

Refurbishment of Council macadam courts is often limited due to financial restraints imposed through years of budget reductions. Therefore establishing sinking funds may not be feasible and a more strategic approach for the refurbishment of Council courts is needed, such as the implementation of the LTA Clubspark system.

## ***Ancillary provision***

Elton Vale Sports TC rate changing provision servicing its site as good quality; however, it has seen its nets vandalised within the last year.

Prestwich Sports TC report development plans to extend its current clubhouse and improve its overall quality although no formal funding has yet been obtained. The Club state current facilities are tired and dated and in need of modernisation.

Hawkshaw TC does not indicate any issues with its clubhouse facilities. It does, however, report the lane leading to its site (Hawkshaw Lane) is in a poor state. Anecdotally the Club report that bad weather is creating large pot holes in the lane which members and visitors to the site regular complain about as they are causing damage to their vehicles.

The ancillary provision servicing non-club courts is also generally considered to be poor quality, particularly at Council sites. Sites either do not provide changing facilities or they are inaccessible for use with the courts. Often, the facilities predominately service football and cricket pitch users and therefore are not readily available or specifically suited to tennis users.

# BURY PLAYING PITCH & OUTDOOR SPORT STRATEGY ASSESSMENT REPORT

## **Future developments**

Holcombe Brook Sports TC report long term aspirations to develop indoor tennis provision and is currently scoping the potential feasibility.

Elton High School reports aspirations to refurbish a small tarmacked area which once provided tennis courts. The School report due to issues with flooding the area is rarely used for curricular activities. If quality were to improve and be formally marked out for tennis it reports it would examine the potential of community access.

Castlebrook High School is currently having a complete new build, which is being built on its existing three tennis courts. This provision is to be relocated as part of the development.

## **9.3: Demand**

### **Competitive tennis**

There are five tennis clubs in Bury which collectively account for 461 senior members and 183 junior members, as shown in the table below.

*Table 9.5: Summary of club membership*

Name of club	Number of members		Total
	Seniors	Juniors	
Elton Vale Sports TC	25	13	38
Hawkshaw TC	83	28	111
Holcombe Brook Sports TC	183	77	260
Prestwich Sports TC	122	63	185
Walmer TC	48	2	50
<b>Total</b>	<b>461</b>	<b>183</b>	<b>644</b>

Holcombe Brook Sports TC is by far the largest club as it services 183 senior members and 77 junior members. In comparison, the smallest Club is Elton Vale Sports TC which caters for 38 members with a total of 25 senior and 13 junior members.

### **Informal tennis**

LTA insight suggests 10% of people pick up a racket once or twice per year, with approximately 3% playing monthly. Proportionally, it would therefore be expected 18,700 people to have played tennis in Bury per annum and 5,661 to play regularly. Currently trackable users in parks and clubs is 1,225 on Clubspark and 644 in clubs indicating an unknown audience of around 4,000 per year. Continued development of trackable playing opportunities is key to understanding and communicating the opportunities to play in Bury to begin engaging more effectively with these players.

The LTA has recently set up an initiative to change the way in which people access council courts. Some local authorities are now securing their courts as per a membership scheme that allows members access through the use of a key fob system following payment of a small yearly fee. Not only does this deter unofficial use of courts but it also allows official use to be tracked, thus providing data on how well and how often courts are being accessed. This being said, the system has the ability to offer free access to courts, however, this is dependent on individual operators.

# BURY PLAYING PITCH & OUTDOOR SPORT STRATEGY ASSESSMENT REPORT

Walmer TC is looking to rejuvenate its courts and improve community access, exploring the use of the Clubspark access gate technology. Holcombe Brook Sports and Hawkshaw tennis clubs already allow pay and play tennis of their courts through the Clubspark system.

## ***Parks tennis***

Parks tennis leagues are less formal in comparison to established club play, offering greater flexibility and an opportunity for all abilities to engage in competition at local venues. They are run by local tennis leagues which affiliate to the LTA and are available to all aged 18 years and above, with admin and support based online. Players are organised into mixed sex leagues of eight based on similar ability levels, with matches arranged between the two players at whatever time and park court is agreed. The flexibility of play is conducive to use of park sites which are typically more easily available.

There are three primary venues used for parks tennis leagues in Bury which are St Marys Park, Hamilton Road Park and Bolton Road Park.

## ***Future demand***

### *LTA insight*

It is considered that approximately 5,661 people play tennis regularly (i.e. at least once a month), representative of 3% of the current population (188,669). On the basis that by 2037 the population of Bury is expected to grow to 198,193, circa 5,946 people would be expected to play tennis monthly, equivalent to an increase of 285 people. These new participants will play at clubs and/or park sites and so this increased demand will need to be met through a combination of both club and publicly accessible sites.

This estimated calculation does not allow for the attribution of additional participants to sites to determine capacity balance and so club growth aspirations have been accounted for to ascertain analysis of court capacity. However, this context must be considered, especially with regards to publicly accessible sites, in order to ensure sufficient capacity and quality at publicly accessible sites in future.

### *Club growth aspirations*

All clubs across Bury indicate plans to increase membership, equating to an additional 66 junior and 125 senior members. Elton Vale Sports TC reports aspirations to increase participation, however, did not quantify a specific amount therefore it is not included in the table below.

*Table 9.6: Potential future demand identified by clubs*

<b>Club</b>	<b>Senior future demand</b>	<b>Junior future demand</b>	<b>Total future demand</b>
Hawkshaw TC	20	16	<b>36</b>
Holcombe Brook Sports TC	50	-	<b>50</b>
Prestwich Sports TC	35	30	<b>65</b>
Walmer TC	20	20	<b>40</b>
<b>Total</b>	<b>125</b>	<b>66</b>	<b>191</b>

# BURY PLAYING PITCH & OUTDOOR SPORT STRATEGY ASSESSMENT REPORT

## **Latent demand**

Latent demand is demand that evidence suggests may be generated from the current population should they have access to more or better provision. As mentioned Walmer TC report if it had access to floodlight courts it would be able to increase participation, however, it does not quantify a specific amount.

Sport England's insight indicate 75,245 (57%) of people in Bury want do to more sport and physical activity and 3,436 (2.6%) of people in Bury would like to play more tennis. In addition, LTA insight suggests 13,200 (10%) of people aged 18-75 in Bury have played tennis in the last 12 months and 4, 092 (3.1%) people aged 18-75 in Bury play on a monthly basis.

These figures accompanied with the LTA and Councils strategic development plan to improve community accessible court across the Bury suggests there is a substantial amount of latent demand for tennis which could potential be actualised into future demand.

## **9.4: Supply and demand analysis**

The LTA advises that a non-floodlit hard court can accommodate a maximum of 40 members, whereas a floodlit hard court can accommodate 60 members. Indoor courts can accommodate 200 members with air domed courts being able to host 100. As grass courts are only available for 12 weeks of the year they are not included in membership numbers. Club membership, where known and club home site capacity is summarised in the table below.

*Table 9.7: Summary of supply and demand*

<b>Name of club</b>	<b>Current demand</b>	<b>Future demand</b>	<b>Site capacity</b>	<b>Capacity rating</b>
Elton Vale Sports Club	38	-	120	82
Hawkshaw Tennis Club	111	36	300	153
Holcombe Brook Sports Club	260	50	540	230
Prestwich Cricket Tennis & Bowling Club	185	65	360	110
Walmer Lawn Tennis Club	50	40	160	70

## **9.4: Conclusion**

Using these figures, all are considered to have sufficient court supply in Bury to accommodate current and future membership figures.

The main focus for tennis across Bury is for the strategic development of community available courts to increase participation. This should be a holistic approach including the five tennis clubs, the LTA and the Council (in cohesion with SAPAS) to improve court quality, floodlighting and access through the Clubspark system in order to actualise substantial latent demand.

# BURY PLAYING PITCH & OUTDOOR SPORT STRATEGY ASSESSMENT REPORT

---

## Tennis summary

- ◀ **Although there is currently sufficient supply of tennis courts to meet current and future demand, developments are required to make improve court quality, environment and year round playability to be able to realise this. The main focus for tennis across Bury is for the strategic development of community available courts to increase participation. This should be a holistic approach including the five tennis clubs, the LTA and the Council (in cohesion with SAPAS) and Greater Manchester Strategic demand to improve court quality, floodlighting and access through the Clubspark system in order to actualise substantial latent demand.**
- ◀ There is a total of 90 tennis courts identified in Bury located across 24 sites including sports clubs, commercial and schools. Of these, 79 courts (88%) are categorised as being available for community use across 21 sites.
- ◀ Of provision that is available for community use, 42 courts (53%) are rated as good quality, 13 courts (16%) are rated as standard quality and 24 courts (30%) are rated as poor quality.
- ◀ The LTA is currently working with the Council, in conjunction with Bury SAPAS, in developing a strategic investment programme for council courts. In addition, it is also trying to incorporate the wider strategic need for indoor tennis provision in neighbouring authorities such as Manchester.
- ◀ No clubs that responded to consultation express concerns in regards to security of tenure.
- ◀ Elton Vale Sports TC and Walmer TC are not serviced by floodlighting at the sites they use.
- ◀ Prestwich Sports TC report development plans to extend its current clubhouse and improve its overall quality
- ◀ Hawkshaw TC report the lane leading to its site (Hawkshaw Lane) is poor quality.
- ◀ There are three primary venues used for parks tennis leagues in Bury which are St Marys Park, Hamilton Road Park and Bolton Road Park.
- ◀ There are five tennis clubs in Bury which collectively account for 461 senior members and 183 junior members.
- ◀ All clubs across Bury indicate plans to increase membership, equating to an additional 66 junior and 125 senior members.



# BURY PLAYING PITCH & OUTDOOR SPORT STRATEGY ASSESSMENT REPORT

---

## PART 10: ATHLETICS

### 10.1: Introduction

Athletics is administered across the United Kingdom by UK Athletics (UKA), including responsibility for developing and implementing the rules and regulations of the sport, anti-doping protocol, health and safety, facilities and welfare, training and coach education and permitting and licensing.

Locally, the sport is currently governed through England Athletics (EA) and many of the functions EA delivers to support clubs locally is through the Club Support Manager (CSM) network. The role of the CSM is to work strategically as part of a local team to provide high-quality support and guidance to a number of affiliated clubs and groups in the area. This work is to support clubs in building long-term sustainable structures and high-quality environments for current and new members and the wider local community.

There are 11 CSMs, each responsible for a large geographical area that contains around 150 clubs. The CSM for Bury covers the regions of Greater Manchester, Lancashire, Merseyside and West Yorkshire.

#### ***Consultation***

Bury AC is the only track and field athletics club in the Borough with a regular requirement for access to built track provision. The Club was met with face to face for consultation, the findings from which helped to inform this section of the report.

### 10.2: Supply

There are currently two athletics tracks in Bury; the Market Street Athletics Track (Bury East Analysis Area) and one at Cams Lane Sports Ground (Bury East Analysis Area).

The Market Street Athletics Track used by Bury Athletics Club is a six lane, 400m track and is fully floodlit. As well as track disciplines, the site also caters for all field events including throwing events and jumping events, with a throwing cage, a dedicated shot putt area, a dedicated high jump and pole vault area and sand pits for long jump and triple jump. There is also a single lane 600m cinder track which runs around the perimeter of the site.

The track does not hold full UKA certification (able to host competition at all permit levels in all events) but holds part UKA certification (able to host competition at all permit levels but with some event exceptions).

The track at Cams Lane Sports Ground (also known locally as the Nellie Halstead Track) is a basic 400m track cinder track. There are no accompanying facilities for field events onsite.

Both tracks have football pitches marked within the infill area throughout the winter. Market Street Athletics Track has one mini 7v7 and one mini 5v5 pitch marked out used by Elton & Walshaw JFC, whereas Cams Lane Sports Ground has one adult pitch used by Mace FC.

# BURY PLAYING PITCH & OUTDOOR SPORT STRATEGY ASSESSMENT REPORT

---

## ***Quality***

The Market Street Athletics Track is rated as standard quality. Although visually the track has consistent, visible lane markings and minor evidence of wear to the surface, Bury AC reports that the synthetic surface is approaching the end of its lifespan and will need resurfacing within the next three to five years. The track was initially developed in 1982 and has since been resurfaced, though the date of resurfacing is not known.

Other facilities onsite are of good quality with the Club recently investing in new pole vault beds and covers. In addition, it hires five grounds staff to maintain the site including the cinder track, litter picking and general grass cutting.

Conversely, the track at the Cams Lane Sport Ground is rated as poor quality. The track is a very basic cinder track which has no lanes formally marked. The site receives basic levels of maintenance with a substantial amount of grass and moss growing through onto the running surface.

## ***Ancillary provision***

Bury AC has aspirations to improve the quality of ancillary facilities at Market Street Athletics Track. Current facilities are of standard quality but in need of modernisation. The Club states wanting to move the separate prefabricated buildings together and relocate them towards the edge of the athletics track in order to create a hub area. Once the buildings have been moved it has plans to refurbish them to improve quality and make them more accessible to people with disabilities. This considered, the Club's primary goal is to secure long-term lease of the site before it is able to progress any of the aforementioned developments.

There are no dedicated ancillary facilities accompanying the track at Cams Lane Sports Ground other than two containers which are used as makeshift changing facilities for football.

## ***Ownership/management***

Both Market Street Athletics Track and Cams Lane Sports Ground are owned by Bury Council, however, the former is managed on an annual basis by Bury AC.

The Club reports it has recently created a not-for-profit company, Bury Athletics Club Facilities Limited (BAC Facilities Limited), which sits separately from the formal athletics club. BAC Facilities Limited currently maintains the site and manages external lettings of the facilities. It, in partnership with the athletics club, reports it is partway through negotiating a 12-year lease from the Council for the site. As stated earlier, the throws area within the track is utilised as football pitches by Elton and Walshaw JFC throughout the winter. The Club rents the use of this area from BAC Facilities Limited.

Cams Lane Sports Ground athletics track is not recorded as being used by community clubs or groups, however, Mace FC does have a self-management agreement (SMA) in place for the use of the football pitch marked on the grass infill within the track throughout the winter.

# BURY PLAYING PITCH & OUTDOOR SPORT STRATEGY ASSESSMENT REPORT

---

## 10.3: Demand

Bury has one track and field athletics club; Bury AC. In addition, there are three prominent running clubs based within the Borough and numerous free weekly running events.

### ***Bury Athletics Club***

Bury AC currently has 400 members, 279 of which are registered England Athletics affiliates and compete in regular events, with a further 121 social members. The Club accesses the facility at Market Street Athletics Track every Tuesday and Thursday evening between 6pm – 9pm and at weekends dependant on competitions.

The Club reports it has aspirations to grow and has a waiting list for U11s of approximately 15 children due to limitations on available volunteers and accredited coaches. As a result, it wants to increase the number of coaches before it can realistically drive increases in participation and membership.

In addition, the Club is looking to increase its engagement within the community and increase use of the track by external groups through its recently formed BAC Facilities Limited. It already engages with local clubs and groups and has regular bookings and relationships with the following:

- ◀ Ramsbottom Running Club
- ◀ Prestwich Athletics Club
- ◀ Radcliffe Athletics Club
- ◀ Bury Society for Blind and Partially Sighted People
- ◀ Action for Children (Charity)
- ◀ Wheels for All (adapted cycling initiative)
- ◀ Jigsaw (Charity)

The track is also available on a pay and play basis throughout all seasons for £3 per session.

### ***Ramsbottom Running Club***

Ramsbottom Running Club is the newest club within Bury having been established in 2016. The Club has seen a steady growth in participation and caters for over 200 registered members. Its development plan runs from 2018 to 2020 and emphasises the need to increase junior membership. Towards this aim, the club has supported the launch of a dedicated Junior Parkrun in Nuttall Park to encourage this growth which commenced in spring 2018.

In order to continue its overall growth, the Club reports aspirations to connect further with its local community through annual events such as the 'Ramsbottom summer mile' and work with key local stakeholders such as Friends of Nuttall Park and Ramsbottom Community Hub. It already has strong relationships with Bury Society for Blind and Partially Sighted People and is actively involved with the Councils I Will If You Will (IWIYW) 0-5K ten week running programme.

The Club is predominantly a road running club but also offers trail-based sessions. It also accesses provision at Market Street Athletics Track on Wednesdays 7-8pm throughout the winter for training purposes.

# BURY PLAYING PITCH & OUTDOOR SPORT STRATEGY ASSESSMENT REPORT

---

## ***Radcliffe Athletics Club***

Radcliffe Athletics Club is a multi-disciplined running club. The Club has previously offered various athletic events, however, now predominantly offers fell races, road/trial races and cross-country events. The Club meets on Mondays and Wednesdays at Radcliffe Leisure Centre every week. It also occasionally accesses the Market Street Athletics Track for winter training. The Club also utilises provision at Cams Lane Sports Ground as a meeting venue and for occasional races such as the Arches trail Half Marathon and The Jim Rhodes Junior Races.

## ***Prestwich Athletics Club***

Prestwich Athletics Club is principally a running club and is the smallest of the three operating in Bury. It is a road running club which also has a dedicated off-road section. The Club is based at Prestwich Cricket, Tennis and Bowling Club; however, it does access Market Street Athletics Track on the first Wednesday of every month.

## ***Parkrun***

Parkrun is a series of weekly five kilometre (k) runs held on Saturday mornings in areas of parks and open space across 850 locations in 12 countries including the UK. They are open to all, free, and are safe and easy to take part in. Parkrun events are all ability runs open to all aged 14 years and older, whilst there are shorter 2k Junior Parkrun events available on Sunday mornings for runners aged four to fourteen years old. In order to take part, runners must first register online in order to receive a printed barcode which gives them access to all Parkrun events.

Parkrun actively promotes local clubs as part of its weekly events in order to advertise them to runners who may potentially be interested in joining a club, whilst approximately 10% of current Parkrun participants are already associated to running clubs. It is common for local clubs to also support Parkrun events through volunteering.

At present, there are no adult Parkrun events in Bury, with the nearest event hosted at Heaton Park in Manchester. There is also a Parkrun locally in Bolton held at Leverhulme Park.

There is a recently established (Spring 2018) Junior Parkrun event at Nuttall Park. It has taken place 11 times since its inception, attracting a total of 250 runners and an average of 62 runners. Its largest attendance to date is 84.

## ***Great Run Local***

Great Run Local is a network of running events which operate very much like Parkrun in that they too are free, weekly and volunteer driven. It differs, however, in that distances offered are flexible, but generally include two routes at 2k and 5k in order to encourage participation of all abilities.

There is one Great Run Local event currently hosted in Bury located at Burrs Country Park which takes place every Sunday at 9.30am. The 2K route has a total of 3,897 registered runners which is split between 2,396 female and 1,501 male, in comparison, the 5K route has a total of 4,570 registered runners split between 1,836 females and 2,734 males.

# **BURY PLAYING PITCH & OUTDOOR SPORT STRATEGY ASSESSMENT REPORT**

---

## ***Couch to 5k***

Couch to 5k is a national health initiative promoted by the National Health Service (NHS) to encourage absolute beginners get into running as part of establishing and maintaining an active and healthy lifestyle including regular exercise.

The plan consists of three runs per week and a day of rest in between, with a different schedule for each of the nine weeks to completion. It starts with a mix of running and walking, to gradually build up fitness and stamina, in order to create realistic expectations and a sense of achievability to encourage participants to stick with it. The end goal of the plan is for the participant to be able to run 5k.

Through the Couch to 5k plan the NHS particularly promotes the health benefits of running and regular exercise which underpin the initiative, such as improved heart and lung health, weight loss and possible increases in bone density which can help protect against bone diseases such as osteoporosis. This also includes mental benefits of running through goal setting and challenge setting, which can help boost confidence and self-belief. Furthermore, running regularly has been linked to combating depression.

It is believed that an increase in people running through the Couch to 5k plan may increase interest and possibly have a knock-on effect leading to increased demand at running groups and clubs as people may wish to continue develop their running further. Bury Council through the IWYIW campaign runs a similar 0-5k programme over the course of ten weeks along the same principles.

## ***RunTogether***

RunTogether is an official England Athletics recreational running project which aims to get the whole nation running. The role of RunTogether is to provide enjoyable, supportive and inclusive running opportunities across England in the form of set routes, running groups and access to programmes such as Find a Guide and Mental Health Ambassadors. In Bury, Ramsbottom Running Club is a registered RunTogether group.

## ***Bury Council Sport and Physical Activity Service (SAPAS)***

SAPAS supports various initiatives that centre on sports or physical activity across Bury. This includes its Wheels for All programmes which are all-inclusive cycling opportunities for everyone, irrespective of ability or age. The initiative is based at two sites, Clarence Park and Market Street Athletics Track, and offers the use of a variety of regular and specially adapted bikes for people to use in order to encourage exercise.

## ***Bury Council I Will If You Will (IWYIW)***

I Will If You Will (IWYIW) is a Sport England funded campaign delivered by Bury Council, in partnership with local businesses, national governing bodies of sport (NGBs), community groups, social organisations and volunteer champions.

In September 2013, Bury was chosen by Sport England to pilot IWYIW to test what helps create a shift in attitude towards sport and physical activity, and what encourages more women and girls to be more active, more often. In order to achieve its goals, the campaign created legacy events such as the Bury 10K.

# BURY PLAYING PITCH & OUTDOOR SPORT STRATEGY ASSESSMENT REPORT

---

## *Bury 10k*

The Bury 10k is an annual event organised by Bury Council and Run For All in partnership with the IWYW movement. It begins at The Rock Shopping Centre then passes through some of the Boroughs landmarks.

## **Future demand**

England Athletics reports that there is generally a current growth being experienced in relation to athletics and running.

In addition to future demand expressed by Bury AC, it is to be expected that the popularity of the Parkrun events and Great Run Local events, as well as demand for RunTogether groups, will increase in the future following national trends.

Sport England's Market Segmentation Tool<sup>43</sup> enables an analysis of 'the percentage of adults that would like to participate in athletics within Bury but are not currently doing so'. The tool identifies demand of 4,029 people, of which the largest amount, 519 (13%), within the segment is 'Tim – settling down males'.

## **10.4: Supply and demand analysis**

It is considered that in order for an athletics track to be sustainable, a club membership of 200 is required; however, a number of other factors should also be considered. Bury AC is operating above this threshold with 400 members, indicating that the Market Street Athletics track should be protected as it represents not only a well-used facility for track and field athletics but also has a variety of other users including for cycling and football.

## **10.5: Conclusion**

Current supply of athletics track provision at Market Street is considered sufficient to cater for track and field athletics demand in Bury. The track is considered to be both well used and sustainable, both in light of levels of regular member demand and a proactive attitude towards hired external use and community engagement by a variety of local organisations and clubs.

Demand for use of formal track facilities by other running clubs is lesser and demand can be met mainly through the natural environment for road and trail running, though other clubs already have access to the Market Street Athletics Track to supplement training when required.

Key priority for formal athletics facilities should be to secure long-term tenure and management responsibility for Bury AC through formal agreement, thus giving the Club confidence to invest in improving facilities and track quality onsite.

In contrast, Cams Lane Sports Ground is of very poor quality with little community demand evident other than a few junior races held by Radcliffe AC. The track is not of usable quality for meaningful training and serves as a meeting point for the Club with some occasional use for internal club races for juniors. Despite its occasional use, there is insufficient demand to warrant improving or upgrading the track.

---

<sup>43</sup> See Appendix 2



## BURY PLAYING PITCH & OUTDOOR SPORT STRATEGY ASSESSMENT REPORT

---

In addition to the tracks, focus should be placed on sustaining and increasing the popularity of the wider running market and multi-discipline running clubs (Ramsbottom Running Club, Radcliffe AC and Prestwich AC), including driving participation in running events taking place within Bury as well as the growth of initiatives such as RunTogether groups.

### **Athletics summary**

- ◀ **Key priority for formal athletics facilities should be to secure long-term tenure and management responsibility for Bury AC through formal agreement, thus giving the Club confidence to invest in improving facilities and track quality onsite.**
- ◀ **In contrast, Cams Lane Sports Ground is of very poor quality with little community demand evident other than a few junior races held by Radcliffe AC. Despite its occasional use, there is insufficient demand to warrant improving or upgrading the track.**
- ◀ There are currently two athletics tracks in Bury; the Market Street Athletics Track (Bury East Analysis Area) and one at Cams Lane Sports Ground (Bury East Analysis Area).
- ◀ The Market Street Athletics Track is rated as standard quality; conversely, the track at the Cams Lane Sport Ground is rated as poor quality.
- ◀ Bury has one athletics club; Bury Athletics Club. The Club is looking to increase its engagement within the community and increase use of the track by external groups.
- ◀ Bury AC indicates the track at Market Street Athletics Track will need resurfacing within five years.
- ◀ Bury AC reports it is partway through negotiating a 12-year lease for Market Street Athletics Track. If it acquires the lease it wants to improve the quality of ancillary facilities.
- ◀ It also home to three large running clubs; Ramsbottom Running Club, Radcliffe Athletics Club and Prestwich Athletics Club.
- ◀ There is a recently established (Spring 2018) Junior Parkrun event at Nuttall Park; however, there is no senior Parkrun event in the Borough.
- ◀ There is one Great Run Local event currently hosted in Bury located at Burrs Country Park which takes place every Sunday at 9.30am.
- ◀ There is limited community demand is evident at the track at Cams Lane Sports Ground.



# BURY PLAYING PITCH & OUTDOOR SPORT STRATEGY ASSESSMENT REPORT

## PART 11: NETBALL COURTS

### 11.1: Introduction

England Netball governs netball in England. Levels of participation are quickly increasing, with over 100,000 affiliated members and at least one million women and girls playing during a typical week. The NGBs aim is to provide its members and partners with the best possible service and experience in sport.

Nationally, netball activity takes place both indoors and outdoors. England Netball is currently working on delivering its new five-year plan, Your Game Your Way. Its mission is for netball to be played in a diverse range of ideal environments that inspire and enable participation, growth and world class performance. It is to achieve this mission through directing tailored programmes to each of its segments of participation, which are:

- ◀ Minis, returners, adult casual, youth social and recreational
- ◀ I Heart Netballers, Hooked on Netball
- ◀ Hooked on netball, Aspiring to perform, Talented youth and developing excellence
- ◀ Elite and high performance, aspiring to perform, Talented youth and developing excellence

### Consultation

There are two clubs in the Borough; Bury Netball Club and DNA Netball Club. Both clubs were consulted with by telephone in order to inform this section. In addition, Bury Ladies Netball League also completed a telephone consultation.

### 11.2: Supply

In total, there are 40 outdoor macadam netball courts located across 18 sites in Bury. Of which, 25 courts or 63% are assessed as poor quality and eight (20%) are assessed as good quality and the remaining seven courts (17%) are assessed as standard quality. Of the 40 courts in Bury 27 or 68% are available for community use.

Table 11.1: Netball courts in Bury

Site ID	Site	Analysis area	Available for community use?	Floodlit?	Number of courts	Quality
6	Bolton Road Park	Radcliffe	Yes - unused	No	1	Poor
8	Broad Oak Sports College	Bury East	Yes - unused	Yes	2	Good
12	Bury Church of England High School	Bury East	No	No	2	Standard
15	Bury Grammar School (Girls)	Bury East	Yes - unused	Yes	5	Good
22	Close Park	Radcliffe	Yes - unused	No	1	Poor
36	Hamilton Road Park	Whitefield & Unsworth	Yes - unused	No	1	Poor
56	Openshaw Park	Bury East	Yes - unused	Yes	1	Poor

# BURY PLAYING PITCH & OUTDOOR SPORT STRATEGY ASSESSMENT REPORT

Site ID	Site	Analysis area	Available for community use?	Floodlit?	Number of courts	Quality
52	Nuttall Park	RT&NM	Yes	No	1	Poor
58	Parrenthorn Sports Centre	Prestwich	Yes - unused	No	3	Poor
59	Philips High School	Whitefield & Unsworth	Yes	No	2	Poor
71	St Marys Park	Prestwich	Yes	No	1	Good
80	The Derby High School	Bury East	Yes - unused	No	5	Standard
82	Tottington High School	RT&NM	Yes - unused	No	2	Poor
85	Town Meadow	RT&NM	Yes - unused	No	1	Poor
93	Whitehead Park	Bury West	Yes	No	1	Poor
95	Woodhey High School	RT&NM	No	No	3	Poor
99	St Monica's High School	Prestwich	No	No	3	Poor
100	Prestwich Arts College	Prestwich	No	No	5	Poor

Through consultation, schools which do not allow their courts to be available for community use, state it is due to their quality, lack of floodlighting and lack of external demand. Despite 14 sites (27 courts) being available for community use only three sites (five courts) are regularly accessed for community netball.

## **Over marking**

Whilst it does help with usage levels and sustainability, an issue for netball nationally is that the majority of its courts are dual use tennis courts. This limits accessibility (especially during the summer when tennis nets are often permanently in place) and also impacts on quality due to higher levels of wear and tear. In Bury all netball courts, except for those at Parrenthorn Sports Centre and Prestwich Arts College, are over marked with tennis.

As discussed in Part 9 Tennis Courts, the LTA in partnership with the Council is looking to strategically invest in selective local authority courts across the Borough in an effort to raise participation. Therefore, any future development of Council tennis courts, which are over marked with netball, will need to encompass the current and future demand for both sports.

## **Court type**

All outdoor netball courts in Bury have a macadam surface. The estimated lifespan of a macadam court is ten years, depending on levels of use and maintenance levels. To ensure courts can continue to be used beyond this time frame, it is recommended that a sinking fund is put into place for eventual refurbishment.

## **11.3: Demand**

In Bury, there are two netball clubs and one netball league which generates some outdoor demand for courts. As indicated below, the majority of netball across Bury takes place indoors.

# **BURY PLAYING PITCH & OUTDOOR SPORT STRATEGY ASSESSMENT REPORT**

---

## ***YMCA Bury Netball Club***

The Club has over 200 members with three senior teams and a strong junior participation ranging from U9s through to U16s. It reports membership is growing and expects this to continue due to recent success from the National team.

Competitive senior demand is located solely indoor at Bury Grammar School and Philips High School. Junior competitive demand is also located indoor; however, this is exported to Wright Robinson College (Manchester) which is the netball hub site for Greater Manchester area. Senior team training demand is located indoors at Castle Leisure Centre and Philips High School, whereas, junior training is located both indoor and outdoor at the latter. It reports accessing outdoor provision during the summer months on Tuesdays and Thursdays and indicates courts are poor quality.

## ***DNA Netball Club***

The Club is the second largest in Bury with approximately 190 members ranging from seven to 19 years old. It has 23 teams which access both indoor and outdoor provision at Philips High School for training and competitive demand. Similar to YMCA Bury Netball Club, it reports the outdoor courts at the School to be poor quality.

It has aspirations to resurface the outdoor courts and is looking at potential funding streams before it engages in dialogue with the School.

## ***Bury Ladies Netball League***

The League currently operates as a winter league accessing indoor provision at Philips, Castlebrook and Elton high schools. It reports participation has been declining over the previous three seasons and as a result it has reduced the amount of division from five to three. It states it has no development plans which require it to access outdoor courts.

## ***Back to Netball and Walking Netball***

Back to Netball sessions are running across England and provides women of all ages a welcoming re-introduction to the sport. Sessions cover the basics of the game including passing, footwork and shooting and finish with a friendly game. Since its creation in 2010, over 60,000 women have taken part. These sessions have resulted in the creation of one netball club and five new netball teams across Bury.

Walking netball has evolved from a growing demand of walking sports e.g. walking football. Walking netball is a slower version of the game. It has been designed so that anyone can play regardless of age and fitness level and therefore offers opportunities for older adults to participate and enjoy. Walking netball sessions are hosted every Tuesday 10:00-10:45 indoor at Castle Leisure Centre.

In association with the previously, I Will If You Will (IWIYW) initiative which is still active until 2020, regular Back to Netball sessions are held on Mondays 7pm to 8pm at St Marys Park and Tuesday 7pm to 8pm at Nuttall Park. It should be noted that the sessions at Nuttall Park have recently be relocated to Woodhey High School due to deteriorating quality of the park court.

# BURY PLAYING PITCH & OUTDOOR SPORT STRATEGY ASSESSMENT REPORT

---

## 11.4: Conclusion

In summary, there is enough netball provision in Bury to meet current demand therefore a priority should be placed on improving court quality and ensuring courts remain. This is particularly key at Philips High School which is the only school which is accessed for community use of the outdoor courts. It should be noted that netball in Bury is focused at school sites, whether it is outdoor or indoor, therefore securing long term community use of these sites is crucial for the growth of the sport.

Consideration should also be given to increasing the amount of England Netball initiatives such as Back to Netball and Walking Netball with continued support from the IWIIYW campaign. In addition, any future development of Council tennis courts needs to be a holistic approach and incorporate netball demand.

### **Netball summary**

- ◀ **In summary, there is enough netball provision in Bury to meet current demand therefore a priority should be placed on improving court quality and ensuring courts remain.**
- ◀ **In addition, consideration should be given to increasing the amount of England Netball initiatives such as Back to Netball and Walking Netball.**
- ◀ Any future development of Council tennis courts needs to be a holistic approach and incorporate netball demand.
- ◀ In total, there are 40 outdoor macadam netball courts located across 18 sites in Bury.
- ◀ Of which, 25 courts or 63% are assessed as poor quality and eight (20%) are assessed as good quality and the remaining seven courts (17%) are assessed as standard quality.
- ◀ Through consultation schools, which do not allow their courts to be available for community use, state it is due to their quality, lack of floodlighting and lack of external demand.
- ◀ There are two clubs operating in Bury which are YMCA Bury Netball Club and DNA Netball Club.
- ◀ DNA Netball Club has aspirations to resurface the outdoor courts at Philips High School.
- ◀ In association with the previously, I Will If You Will initiative (IWIIYW) initiative, regular Back to Netball sessions are held at St Marys Park and Nuttall Park.
- ◀ The majority of netball across Bury is based indoor.

# BURY PLAYING PITCH & OUTDOOR SPORT STRATEGY ASSESSMENT REPORT

---

## PART 12: GOLF

### 12.1: Introduction

Golf is the fifth largest participation sport in England, with around 650,000 members belonging to one of 1900 affiliated clubs and a further two million people playing independently outside of club membership. Nationally, it is governed by England Golf. The role of the NGB includes providing competitions for all ages and abilities, identifying and developing the most talented golfers, maintaining a uniform system of handicapping, administering and applying the rules and introducing new golfers via its initiative 'get into golf'.

As of March 2017, England Golf solely oversees the Whole Sport Plan and receive golf's National Lottery grant under Sport England's strategy. England Golf's Whole Sport Plan, identifies how England will achieve its vision of becoming 'the leading golf nation in the world by 2020' from grass roots through to elite level.

Since 2004, national participation in golf and club membership has been in decline, with only recent signs showing that the reduction may be levelling off.

#### ***Consultation***

There are seven golf clubs in Bury, however, none of these responded to consultation requests. All information provided by England Golf as well as gained through online research.

### 12.2: Supply

There are seven golf courses situated within Bury, as follows:

- ◀ Bury Golf Course
- ◀ Greenmount Golf Course
- ◀ Lowes Park Golf Course
- ◀ Pike Fold Golf Course
- ◀ Prestwich Golf Course
- ◀ Stand Golf Course
- ◀ Whitefield Golf Course

#### ***Management***

All golf courses in Bury are privately run through their respective clubs.

#### ***Course facilities***

Bury Golf Club is an affiliated course built in 1890. It accommodates golfers at all levels and also has an active PGA professional. It hires out its function rooms, one of which has recently been refurbished.

Greenmount Golf Club is situated three miles north of Bury and has no joining fee with members being able to pay on a monthly basis. The course accommodates golfers of all levels including friendly four-ball. It also hires out its function rooms. The Club has attracted a number of female members over the last five years. There is no professional at the course but the Club has strong links to Rossendale Driving Range that members use as a coaching hub.

# BURY PLAYING PITCH & OUTDOOR SPORT STRATEGY ASSESSMENT REPORT

Lowes Park Golf Club is a nine-hole moorland golf course situated near to Bury. The Club celebrated its centenary in 2015.

Pike Fold Golf Club is known for its excellent USGA greens. Golfers have the choice of an 18 Hole - Par 71 Course, practice range, short game area and putting green. The Club advertises a Get into Golf Program and is keen to encourage female participation.

Stand Golf Club course is built on sand sub-soil and is playable all year round for members, visitors and societies. Practice facilities include two nets, chipping green and putting green near the first tee. The Club is keen to promote junior and women's golf but is searching for a PGA assistant to help share the coaching.

Prestwich Golf Club is a CASC club which promotes the sport to the whole community. In compliance with CASC it has subscription rates for anyone interested in playing golf who is on a low income. Prestwich was the first golf club in the North West to adopt Foot Golf at the facility alongside a traditional golfing set up.

Whitefield Golf Club is an 18-hole, Par 69 parkland-style course. Golf coaching is available for everyone from beginners to elite players, and there is a strong structured junior program in place supported by guidance from the Golf Foundation.

Table 12.1: Summary of golf courses in Bury

Course name	Holes	Par	Yardage <sup>44</sup>		
Bury Golf Course	18	70	6,088	5,760	5,148
Greenmount Golf Course	18	70	5,824	5,581	5,273
Lowes Park Golf Course	9	35	2,964	2,883	2,693
Pike Fold Golf Course	18	71	6,252	5,906	5,214
Prestwich Golf Course	9	34	-	2,169	-
Stand Golf Course	18	72	6,334	6,175	5,451
Whitefield Golf Course	18	69	5,992	5,771	5,023

It should be noted that Prestwich Golf Course has recently had £800,000 worth of investment and is being remodelled to eliminate blind spots and minimise cross overs. The development will also create five new holes to replace less popular ones and create a new practice putting green. Whilst the course is being remodelled it will offer a choice of nine or 18-hole options.

Quality across the sites is considered to be good, with each facility having dedicated maintenance staff in place to undertake sophisticated regimes as well as any repair work when it is required.

### **Ancillary facilities**

Golf clubs need multiple revenue sources to operate effectively and the provision of a clubhouse can often be key for golf clubs as it can provide an income stream, not only from members but also through hiring the venue out for occasions (e.g. wedding receptions).

All golf courses in Bury provide clubhouses that feature changing rooms as well as bars, kitchens and function rooms that are available to external hirers. The quality is generally good across the sites.

<sup>44</sup> White denotes Championship tees, yellow denotes men's tees and red denotes ladies' tees.

# BURY PLAYING PITCH & OUTDOOR SPORT STRATEGY ASSESSMENT REPORT

## Membership and costs

Nationally, many clubs have begun to alter their pricing structure to allow for discounted rates following a decline in golf participation, with England Golf determining that clubs are more likely to experience growth with flexible membership packages. For instance, some now offer a five day membership (whereby members can access the course on specific days but not during a weekend); whilst others provide discounts that are no longer limited to junior players (e.g. discounts for those aged 18-21). Previously, many clubs throughout the country had a waiting list for membership but that is now rarely the case.

In Bury, all courses offer memberships and pay and play green fees. That being said, all clubs are primarily geared towards private members.

Table 12.2: Summary of costs in Bury

Club name	Cost summary
Bury Golf Club	<p>A full men's membership varies for different ages. It starts at £820 for over 33s, £593 between 28-32, £513 between 24-27, £361 between 20-23 and £225 for under 19s. There is also a five day men's membership for £601.</p> <p>Correspondingly for women it starts at £653 for over 33s, £424 between 28-32, £358 between 24-27, 290 between 20-23 and £131 for under 19s. There is also a five day men's membership for £508.</p> <p>In addition, there are three levels of corporate membership for 2018 starting at Bronze for £499, Silver for £799 and Gold for £999. Each tier offers differing types of usage.</p> <p>Pay and play during weekdays is £20 for 18-holes for adults and £25 at weekends.</p>
Greenmount Golf Club	<p>A seven day membership is £675, £575 for over 70s, £575 for under 29s, £470 for under 26s and £265 for under 21s. Whereas a six day membership is £575, £470 for over 70s, £470 for under 29s and £365 for under 26s.</p> <p>In addition, there are four levels of junior membership, which are; £150 for under juniors with less than an 18 handicap, £100 for U18s, £50 for under 12s and free for under 8s.</p> <p>County memberships are available for those who reside more than 35 miles from the course for £340. There are also social memberships available for £20.</p> <p>Pay and play during weekdays is £20 without a member or £10 with a member. At weekends non-members must be accompanied by a member for £10 with no play available during competitions.</p>



## BURY PLAYING PITCH & OUTDOOR SPORT STRATEGY ASSESSMENT REPORT

Club name	Cost summary
Lowes Park Golf Club	<p>A full membership is £395 for the first 12 months whereas a five day membership is £275 for the first 12 months. It is noted to obtain these prices you must not have previously been a member for at least two years.</p> <p>A full men's membership is £530 or £365 for over 65s. A five day men's membership is £407 or £350 for over 65s.</p> <p>A full ladies membership is £389, £304 for over 60s or £130 for a second club.</p> <p>To encourage junior participation junior membership for all junior under 17 years is £25.</p> <p>Male intermediate (18 to 23 years) is £280, Country Membership is £222 and a social member is £14.</p> <p>The Club does not charge a joining fee and offers greater value the longer a member stays at the club.</p> <p>Pay and play is £10 Monday to Friday and Sunday.</p>
Pike Fold Golf Club	<p>A full men's membership varies for different ages. It starts at £792 for over 33s, £593 between 28-32, £478 between 23-27 and £357 between 19 -22. In addition, a six day membership is £692 and a five day membership is £593 and Over 65s and retired for a seven day membership for 10 consecutive years is £546.</p> <p>Correspondingly for women it starts at £550 for over 33s, £466 between 28-32 and £346 for under 27. Over 65s and retired with 10 consecutive years is £482.</p> <p>Intermediate membership (19-22 and in full time education) £253. Junior 16 to 18 £125 and up to 15 £70. Social membership is £20, Country Membership is £160.</p> <p>The Club has introduced a Community Membership at £515. This membership is designed to meet CASC registration and offers one round of golf a week which needs to be pre-booked.</p> <p>Pay and play any day is £20 for 18-holes without a member and £15 with a member.</p>
Prestwich Golf Club	<p>A full seven day membership is £720, six days is £620 and five days is £520. Intermediate member's fees are £255 for 18-24, £365 for 24-28 and £450 for 29 years. Junior fees are free for up to ten year olds, £40 for 11-15 and £60 for 16-18.</p> <p>The Club in order to increase the number of lady members is offering a £50 membership fee for the entire 2018 season.</p> <p>Pay and play is £10 Monday to Friday and £12 Saturday, Sunday and Bank Holidays.</p>
Stand Golf Club	<p>A seven day men's membership is £880, £758 for over 70s, £406 for over 80s and a first year men's membership is £700. A five day men's membership is £630 aged over 70 or £550 for a first year men's.</p> <p>In comparison, a ladies full seven day is £675, £600 for six days, £500 for a five day membership aged over 70 and with 20 years membership, £300 for a first year membership or £100 for a five day second club membership.</p> <p>Young membership starts at £245 between 18-21, £406 between 22-24, £512 between 25-27 and £619 between 28-30. Junior membership is free for 8-12, £80 for 12-15 and £107 for 16-17. Social membership is £50.</p> <p>Pay and play starts at £17.50 per player.</p>

# BURY PLAYING PITCH & OUTDOOR SPORT STRATEGY ASSESSMENT REPORT

Club name	Cost summary
Whitefield Golf Club	A men's full membership is £750, Ladies full membership is £565, Junior membership is £155 and a five day membership is £500. Pay and play is available, however, prices vary depending on the day and time of day.

For Greenmount Golf Club, it must be flagged that some of its membership criteria for junior members is unique in that its pricing is directly correlated to handicap. Although England Golf cannot influence this, given that the clubs are independent businesses, the NGB does not endorse aligning costs with ability as it goes against its strategy which focuses on being customer focused.

### 12.3: Demand

England Golf's Club Membership Questionnaire (2016) highlights that the average number of members per golf course nationally is 460. As a breakdown, this consists of 357 adult males, 70 adult females, 28 junior boys and five junior girls.

In Bury, the only club which is in line with the national average is Bury Golf Club which sits exactly on the average of 460 members. All remaining clubs are operating below this average with Lowes Park Golf Club and Prestwich Golf Club significantly under it.

*Table 12.3: Summary of demand*

Course name	Club name	Current membership <sup>2</sup>
Bury Golf Course	Bury Golf Club	460
Greenmount Golf Course	Greenmount Golf Club	254
Lowes Park Golf Course	Lowes Park Golf Club	167
Pike Fold Golf Course	Pike Fold Golf Club	298
Prestwich Golf Course	Prestwich Golf Club	173
Stand Golf Course	Stand Golf Club	347
Whitefield Golf Course	Whitefield Golf Club	259

Despite the varying levels of membership, it must be noted that each club will have a different financial model in terms of income generation from membership versus green fees.

### ***Participation trends***

Nationally, the average number of members per golf club has remained relatively static at 460 in 2016 compared to 466 in 2014. A total of 30% of clubs saw an increase in membership over this time period, with these members generally playing more frequently. Not as many golfers are playing weekly, reflecting a combination of lifestyle pressures, but more golfers are playing at least once a month.

More recent affiliation figures gathered by England Golf indicate Bury, Lowes Park Pike Fold and Whitefield golf clubs have all seen growth in membership from 2016 to 2017, with Bury Golf Club seeing the largest growth with an additional 63 members.

# BURY PLAYING PITCH & OUTDOOR SPORT STRATEGY ASSESSMENT REPORT

In comparison, all remaining clubs (Greenmount Golf Club, Stand Golf Club and Whitefield Golf Clubs) have decreased within the same time period. The most substantial decrease is from Stand Golf Club which has seen a reduction of 64 members from 411 members in 2016 to 347 in 2017.

## **Future demand**

England Golf published the 'Growing the Game of Golf in England' strategy in 2017, which defines its strategic direction up to 2021. The document highlights the need for a strategy to enhance market understanding of current golf facilities, which is identified as one of the key considerations to increasing participation. To enable this, market segmentation has been created that is specific to golf, identifying that 24% of adults in England are potential players. This is made up of 9% current players, 8% lapsed players and 7% latent players and amounts to around 9.6 million people in total.

The research also provides nine defined profiles and clearly identified behaviours, motivations and barriers within each one:

- ◀ Relaxed members
- ◀ Older traditionalists
- ◀ Younger traditionalists
- ◀ Younger fanatics
- ◀ Late enthusiasts
- ◀ Occasionals/time-pressed
- ◀ Social couples
- ◀ Casual fun

To align with this, a facility mapping tool has been created to provide a statistical data engine that identifies golfing demand within a 20-minute drive time of each facility within England using the segments above. The tool highlights the dominant profiles within each catchment area and also within access to each course. This can then be used to predict likely demand for each type of facility and can support informed marketing, development and investment decisions whilst allowing providers to adapt their offer to cater for a range of different needs.

The demand for golf within Bury by segment type is seen in the table below. The figures represent the number of people within each profile that are within a 20-minute drive time of each course. It is then averaged across the available courses to ensure no double counting.

*Table 12.4: Summary of demand in Bury by segment*

Segment no.	Segment name	Average number of people per affiliated facility (20-minute drive time)
1	Relaxed members	10,794
2	Older traditionalists	9,133
3	Younger Traditionalists	10,990
4	Younger fanatics	9,816
5	Younger actives	10,330
6	Late enthusiasts	9,484
7	Occasional time pressed	10,652
8	Social couples	9,617
9	Casual fun	9,557

## BURY PLAYING PITCH & OUTDOOR SPORT STRATEGY ASSESSMENT REPORT

In total, an average of 90,373 people are identified as current or potential users of golf courses within Bury. This demand is relatively evenly spread across the profiles, with “relaxed members” generating the most demand and “older traditionalists” generating the least. Each profile is applied on a facility by facility basis in the table below.

Table 12.5: Summary of demand per course by profile type

Course name	Segment no.								
	1	2	3	4	5	6	7	8	9
Bury Golf Course	16,496	13,299	17,225	14,123	15,650	13,749	16,359	14,339	13,182
Greenmount Golf Course	6,895	5,809	7,057	6,236	6,596	6,026	6,818	6,122	6,038
Lowes Park Golf Course	8,003	6,735	8,122	7,181	7,643	6,985	7,869	7,154	6,965
Pike Fold Golf Course	33,984	27,229	35,966	28,839	32,264	28,053	33,924	29,326	26,525
Prestwich Golf Course	25,986	20,814	27,448	22,149	24,661	21,488	25,921	22,390	20,459
Stand Golf Course	24,213	19,455	25,533	20,659	22,990	20,072	24,137	20,927	19,108
Whitefield Golf Course	31,459	25,372	33,063	26,926	29,882	26,183	31,317	27,279	24,999

The table above summarises that demand is likely to be highest for Pike Fold Golf Course, with 276,110 potential users, followed by Whitefield Golf Course which has 256,480 potential users. Despite this, it must be said that that the facilities offered at these two sites may not appeal to certain club-based segments (e.g. “casual fun”) that would generally prefer to play alternative forms of golf.

Demand is lowest for Greenmount Golf Course, which has 57,597 potential users. That being said, the course will appeal to the club-based segments that cannot be necessarily catered for as well at the other two courses, meaning some users will be willing to travel further. As the Club offers no joining fee accompanied with being able to pay monthly it can attract those segments which cost is a dominant factor such as “social couples” or “younger actives”.

Given that it is difficult for one facility to cater for the needs of all potential members, there is clear scope for some clubs to work more collaboratively in terms of creating pathways where appropriate. This way, all golfing profiles can be collectively catered for.

In order to increase membership and to target the golfing profiles detailed above, England Golf sets out the following key themes:

- ◀ Creating a welcoming environment
- ◀ Catering for a range of different needs
- ◀ Communicating regularly with members and visitors
- ◀ Developing facilities to broaden income streams
- ◀ Becoming part of the local community

# BURY PLAYING PITCH & OUTDOOR SPORT STRATEGY ASSESSMENT REPORT

---

## ***Footgolf***

Footgolf is a relatively new activity that is played on a golf course using a football. The object of the game is to get the ball into the hole using only your feet in the fewest number of shots possible. It is governed by the UK Footgolf Association.

Nationally, there are currently 160 recognised golf courses that incorporate Footgolf, with many clubs recognising it as a chance to provide an income stream that can provide sustainability at a time when participation in the traditional game has decreased. The sport is generally played on a smaller than average courses, with Par 3 courses being ideal.

As mentioned, Prestwich Golf Club was the first golf club in the country to adopt Footgolf. There are nine an 18-hole course available for adults costing £10 and £15, respectively. The courses are only available Saturdays 4pm till 6pm or Sundays 3pm till 5pm.

## ***Get into Golf***

Get into Golf is a national campaign, delivered locally, to inspire people to take up golf. The campaign is run by England Golf and is provided by local golf facilities and PGA professionals. Its purpose is to create awareness for the sport and opportunities for beginners by providing support and low-cost activities including:

- ◀ Taster sessions
- ◀ Beginner courses
- ◀ Learn golf in a day
- ◀ Improvers courses

## **12.4: Supply and demand analysis**

There is significant demand for golf within Bury and the demand cuts across all nine golfing profiles as set out by England Golf. This is met with a good range of facilities that includes traditional 18-hole courses, shorter 9-hole courses, practice greens and those that can be accessed on a casual basis. This being said, there is no purpose built driving range facility in Bury, with the nearest located in neighbouring authority Rossendale.

## **12.4: Conclusion**

Given the above, it is considered that the current supply of facilities can meet current and future demand. Emphasis should therefore be placed on ensuring sites are able to retain current members and users as well as assisting them in capitalising on any untapped demand and future demand generated from housing growth and population increases.

It is also clear that all seven golf courses should be protected given the different profiles attracted to each one of them. Further analysis at club or facility level, along with some additional England Golf tools, can be used to better understand the existing members and visitors of each venue. This may help to establish a clearer picture of the overall facility landscape and how well it caters for the local demographic.

# BURY PLAYING PITCH & OUTDOOR SPORT STRATEGY ASSESSMENT REPORT

---

## Golf summary

- ◀ **Current supply of facilities can meet current and future demand. Therefore, all facilities should be protected and emphasis should be placed on assisting clubs capitalise on any untapped demand.**
- ◀ There are seven golf courses within Bury all of which are privately run through their respective clubs.
- ◀ Lowes Park Golf Course and Prestwich Golf Course both provide a 9-hole course each with the remaining clubs all providing full 18-hole courses.
- ◀ All golf courses provide clubhouses that feature changing rooms as well as bars, kitchens and function rooms that are available to external hirers.
- ◀ Prestwich Golf Course is currently being remodelled and will develop five new holes to replace less popular ones and create a practice putting green.
- ◀ All courses are primarily membership clubs, although pay and play is offered at each.
- ◀ Affiliation figures gathered by England Golf indicate Bury, Lowes Park Pike Fold and Whitefield golf clubs have all seen growth in membership from 2016 to 2017.
- ◀ Greenmount Golf Club, Stand Golf Club and Whitefield Golf Clubs have all seen a decrease in participation from 2016 to 2017.
- ◀ Pike Fold Golf Course is likely to have the highest amount of future demand, in comparison; Greenmount Golf Course is likely to have the lowest.
- ◀ Prestwich Golf Club was the first golf club in the country to adopt Footgolf and is the only source of the sport in the Borough.
- ◀ In total, an average of 90,373 people are identified as current or potential users of golf facilities within Bury.
- ◀ Given that it is difficult for one facility to cater for the needs of all potential members, there is clear scope for some clubs to work more collaboratively in terms of creating pathways.
- ◀ It is considered that the current supply of facilities in Bury can meet current and future demand, although emphasis should be placed on ensuring the needs of independent golfers can be met given that no courses are currently tailored specifically for such needs.

# BURY PLAYING PITCH & OUTDOOR SPORT STRATEGY ASSESSMENT REPORT

---

## PART 13: OTHER PITCH SPORTS

### 13.1: Croquet

#### ***Context***

The Croquet Association is the national governing body for the sport of Croquet in England. The sport is continuing to grow in popularity with over 200 clubs now registered with the Croquet Association. A full sized croquet lawn measures 35 yards (32m) by 28 yards (26.6m).

#### ***Consultation***

There is just one croquet club in the Borough; Bury Croquet Club which plays at both Whitehead Park and Coronation Park. The Club was consulted with by telephone in order to inform this section.

#### ***Supply***

There are five full sized croquet lawns in total across the two sites. Whitehead Park has three poor quality full sized lawns. The Club reports the lawns have been unusable this season, draining poorly and waterlogging. This resulted in the quality of grass playing surface worsening. It indicates that the drainage issues will be rectified and the lawns playable by summer 2018. It has recently moved from Heaton Park (Manchester) to Whitehead Park in order to reduce expenditure, having received a funding grant from a waste disposal company to convert the two bowling greens at Whitehead Park into croquet lawns.

Coronation Park hosts two full sized lawns rated as standard quality. The Club has had to use these lawns to accommodate all club demand as the lawns at Whitehead Park were rendered unusable due to the effects of aforementioned waterlogging. As a result, the lawns at Coronation Park have suffered in quality due to the additional use, though temporarily.

#### ***Management and ancillary facilities***

Bury Croquet Club leases the lawns at Coronation Park and Whitehead Park from the Council. The Clubs lease is till 2040 and details it having to maintain lawns at the two sites. There are supporting ancillary facilities at both Coronation Park and Whitehead Park which Bury Croquet Club can access. It reports that these vary in quality, with facilities at the former considered basic, whereas facilities at Whitehead Park are good quality and allow for access by disabled participants.

#### ***Demand***

Bury Croquet Club reports having 50 playing members and five non-playing members. The Club is a member of the North West Federation of Croquet Clubs and has seven teams playing in leagues from March through to October.

As previously stated, all club demand this season has been accommodated on the two full sized lawns at Coronation Park as the lawns at Whitehead Park are unusable due to quality issues caused by waterlogging.



# BURY PLAYING PITCH & OUTDOOR SPORT STRATEGY ASSESSMENT REPORT

---

Bury Croquet Club has a desire to increase membership numbers. It reports it has no junior members at present; however, it is actively trying to recruit through open days, community engagement and charity events.

The Club reports that members are fairly local and participate due to the enjoyment and opportunity for social interaction. This demonstrated the value that can be placed upon sports such as croquet to support health and wellbeing in the Bury area and links to health priorities advocated by Bury Council through its focus on wellbeing physically, mentally and socially.

## ***Supply and demand analysis***

The Croquet Association recommends an average of 25 participants per lawn as a capacity guideline. Given that Bury Croquet Club currently has 50 members and it presently has access to two lawns at Coronation Park, this indicates that site is currently just operating at capacity. However, if quality issues are resolved at Whitehead Park as planned, the Club will have sufficient spare capacity to both spread across the two sites and to accommodate aspirations for future growth.

## ***Conclusion***

In conclusion, current supply of croquet lawns is sufficient to cater for current demand and offers sufficient capacity to accommodate club aspirations for future growth. The key issue for croquet in the Borough is the need to improve lawn quality at Whitehead Park through resolution of drainage issues which presently render three lawns unusable, representing over half of lawn provision in Bury.

### **Croquet summary**

- ◀ **Current supply of croquet lawns is sufficient to cater for current demand and offers sufficient capacity to accommodate club aspirations for future growth.**
- ◀ **The key issue for croquet in the Borough is the need to improve lawn quality at Whitehead Park through resolution of drainage issues which presently render three lawns unusable.**
- ◀ Bury Croquet Club is the only club in the Borough.
- ◀ It plays across two sites, Coronation Park (two lawns) and Whitehead Park (three lawns)
- ◀ Lawns at Coronation Park are rated as standard quality, though the three lawns at Whitehead Park are rated as poor due to the impact of waterlogging. They are temporarily unusable as a result.
- ◀ Bury Croquet Club has 50 playing members. Croquet Association guidance indicates that two lawns would be required to meet this level of current demand. Two lawns at Coronation Park are available and used and thus demand is able to be met.
- ◀ Furthermore, resolution of quality issues at Whitehead Park would bring three more lawns back into use, delivering capacity for future growth in membership and participation.

## **13.2: Rounders**

### **Context**

Rounders England is the national governing body for the sport of rounders in England. Its key role is to co-ordinate a development network, working through local delivery partners that provides a pathway and opportunities for aspiring players to progress to whatever level of play is right for them. In addition, it provides information about the game, run coaching and umpiring courses, tournaments, sell resources and promote the sport at all levels.

# BURY PLAYING PITCH & OUTDOOR SPORT STRATEGY ASSESSMENT REPORT

## Rounders in Bury

The Bury Rounders League is the main driver of rounders across Bury, the season running from April through to August. It hosts a total of 63 teams in seven divisions. The league reports it has recently seen a minor decline in participation having previously had a total of 65 teams last season. It states the reduction is due to specific team members getting older and leaving the sport.

## Supply

The League stipulates that teams must source their own venue to play home matches and that it must be in Bury. It states teams tend to locate suitable sites based on two prominent factors; price and pitch quality. Specific comments from the League relating to the sites used for rounders can be seen in the table below.

Table 13.1: Summary of venues used and accompanying Bury Rounders League comments

Site ID	Site name	Analysis area	League comments
1	Ainsworth Hall Road (Bankfield Playing Fields)	Radcliffe	Site suffers from poor drainage and is generally poor quality.
17	Bury Sports Club	Bury East	Good size site with team using the edge of the cricket outfield.
22	Close Park	Radcliffe	Good size site which can host three pitches, however, issues with poor drainage. In addition, there is competition from football to access provision.
31	Elton Vale Sports Club	Bury West	Good quality site.
47	Hoyles Park	Bury East	The site has previously been used for rounders. Teams have recently relocated to Openshaw Park.
48	King George V Playing Fields (Outwood)	Radcliffe	Site is often waterlogged.
51	Manchester Road Playing Fields	Bury East	Issues regarding overlapping of rounders and football provision.
56	Openshaw Park	Bury East	Used by six teams over three nights. Pitches are standard quality.
86	Unsworth Cricket Club	Whitefield & Unsworth	Site has been used for rounders; however, the team using the site has since withdrawn from the League.
98	Elton Primary School	Prestwich	Pitch is good quality is maintained.
101	Warth Fold Playing Field	Radcliffe	Site can host two to three pitches but has been unused this season due to issues with travellers. <i>This site may potentially be affected by proposals to develop a new relief road.</i>
102	Chesham Primary School	Bury East	Pitch is good quality is maintained.
103	Greenmount Primary School	RT&NM	Pitch is good quality is maintained.

## BURY PLAYING PITCH & OUTDOOR SPORT STRATEGY ASSESSMENT REPORT

---

In total 13 sites are regularly used for rounders with the majority of these (seven sites - 54%) Council owned. The remaining six sites are split evenly between sports clubs and primary school sites. There is no league requirement for sites to have changing facilities or toilets; however, this would be beneficial for individual teams.

The League does not have any immediate development plans and is focusing on sustaining current levels of participation.

### **Conclusion**

In conclusion, demand for rounders can be sufficiently accommodated at a mix of formal and non-formal sport or playing field sites, on the basis that maintenance regimes are of the required quality to either sustain multi-sport use (where sharing with cricket particularly) or enable unmarked playing field to be used for rounders.

Rounders in Bury is typically played on playing fields which are either used for other formal sports and are able to supplement rounders matches with a social offer and access to facilities onsite (e.g. Bury Sports Club, Elton Vale Sports Club), or on unmarked playing fields such as parks or primary school fields. No rounders clubs nor the league has any reported manner of formally secured tenure and none manage or maintain sites. Rounders participation in Bury is strong and focus should be on sustaining and further increasing participation, supported through facilities foremostly by access to toilet facilities as best practice from a welfare perspective.

#### **Rounders summary**

- ◀ **Current demand for rounders can be sufficiently catered for through sustained level of access to a range of formal and non-formal sport or playing field sites presently used.**
- ◀ The Bury Rounders League is the main driver of rounders across Bury, the season running from April through to August. It hosts a total of 63 teams in seven divisions.
- ◀ The league reports it has recently seen a minor decline in participation having previously had a total of 65 teams last season.
- ◀ In total 13 sites are regularly used for rounders with the majority of these (seven sites - 54%) Council owned. The remaining six sites are split evenly between sports clubs and primary school sites.
- ◀ Issues were identified at Ainsworth Hall Road, Close Park and King George V Playing Fields (Outwood) particularly, notably that these sites drain poorly.
- ◀ No rounders clubs nor the league have any manner of formally secure tenure and it is assumed that teams generally use sites through rental or private agreement.
- ◀ There is need for high quality maintenance regimes to be in place where rounders shares pitch space with other sports. Rounders typically has this relationship with cricket, using outfielders which are cut short and conducive for rounders. Rounders shares will cricket at several sites in Bury and this additional use needs to be managed through high quality maintenance.

# BURY PLAYING PITCH & OUTDOOR SPORT STRATEGY ASSESSMENT REPORT

---

## APPENDIX 1: SPORTING CONTEXT

The following section outlines a series of national, regional and local policies pertaining to the study and which will have an important influence on the Strategy.

A number of NGB strategies are approaching or beyond their indicated lifespans but should be considered incumbent and applicable until publication of superseding strategies.

### National context

The provision of high quality and accessible community outdoor sports facilities at a local level is a key requirement for achieving the targets set out by the Government and Sport England. It is vital that this strategy is cognisant of and works towards these targets in addition to local priorities and plans.

#### ***Department of Media Culture and Sport Sporting Future: A New Strategy for an Active Nation (2015)***

The Government published its strategy for sport in December 2015. This strategy confirms the recognition and understanding that sport makes a positive difference through broader means and that it will help the sector to deliver five simple but fundamental outcomes: physical health, mental health, individual development, social and community development and economic development. In order to measure its success in producing outputs which accord with these aims it has also adopted a series of 23 performance indicators under nine key headings, as follows:

- ◀
- ◀ More people taking part in sport and physical activity.
- ◀ More people volunteering in sport.
- ◀ More people experiencing live sport.
- ◀ Maximising international sporting success.
- ◀ Maximising domestic sporting success.
- ◀ Maximising domestic sporting success.
- ◀ A more productive sport sector.
- ◀ A more financially and organisationally sustainable sport sector.
- ◀ A more responsible sport sector.

#### ***Sport England: Towards an Active Nation (2016-2021)***

Sport England has recently released its new five year strategy 'Towards an Active Nation'. The aim is to target the 28% of people who do less than 30 minutes of exercise each week and will focus on the least active groups; typically women, the disabled and people from lower socio-economic backgrounds.

Sport England will invest up to £30m on a plan to increase the number of volunteers in grassroots sport. Emphasis will be on working with a larger range of partners with less money being directed towards National Governing Bodies.

# BURY PLAYING PITCH & OUTDOOR SPORT STRATEGY ASSESSMENT REPORT

---

The Strategy will help deliver against the five health, social and economic outcomes set out in the Government's Sporting Future strategy:

- ◀ Physical Wellbeing
- ◀ Mental Wellbeing
- ◀ Individual Development
- ◀ Social & Community Development
- ◀ Economic Development

## ***National Planning Policy Framework***

The National Planning Policy Framework (NPPF) sets out planning policies for England. It details how these changes are expected to be applied to the planning system. It also provides a framework for local people and their councils to produce distinct local and neighbourhood plans, reflecting the needs and priorities of local communities.

The NPPF states the purpose of the planning system is to contribute to the achievement of sustainable development. It identifies that the planning system needs to focus on three themes of sustainable development: economic, social and environmental. A presumption in favour of sustainable development is a key aspect for any plan-making and decision-taking processes. In relation to plan-making the NPPF sets out that Local Plans should meet objectively assessed needs.

The 'promoting healthy communities' theme identifies that planning policies should be based on robust and up-to-date assessments of the needs for open space, sports and recreation facilities and opportunities for new provision. Specific needs and quantitative or qualitative deficiencies or surpluses in local areas should also be identified. This information should be used to inform what provision is required in an area.

As a prerequisite the NPPF states existing open space, sports and recreation buildings and land, including playing fields, should not be built on unless:

- ◀ An assessment has been undertaken, which has clearly shown that the open space, buildings or land is surplus to requirements.
- ◀ The loss resulting from the proposed development would be replaced by equivalent or better provision in terms of quantity and quality in a suitable location.
- ◀ The development is for alternative sports and recreational provision, the needs for which clearly outweigh the loss.

In order for planning policies to be 'sound' local authorities are required to carry out a robust assessment of need for open space, sport and recreation facilities.

# BURY PLAYING PITCH & OUTDOOR SPORT STRATEGY ASSESSMENT REPORT

---

## ***The FA National Football Facilities Strategy (2018-28)***

The Football Association's (FA) National Football Facilities Strategy (NFFS) provides a strategic framework that sets out key priorities and targets for the national game (i.e., football) over a ten-year period. The Strategy is presently in draft and is due for publication in 2018.

The Strategy sets out shared aims and objectives it aims to deliver on in conjunction with The Premier League, Sport England and the Government, to be delivered with support of the Football Foundation.

These stakeholders have clearly identified the aspirations for football to contribute directly to nationally important social and health priorities. Alongside this, the strategy is clear that traditional, affiliated football remains an important priority and a core component of the game, whilst recognising and supporting the more informal environments used for the community and recreational game.

Its vision is: *"Within 10 years we aim to deliver great football facilities, wherever they are needed"*

£1.3 billion has been spent by football and Government since 2000 to enhance existing football facilities and build new ones. However, more is needed if football and Government's shared objectives for participation, individual well-being and community cohesion are to be achieved. Nationally, direct investment will be increased – initially to £69 million per annum from football and Government (a 15% increase on recent years).

The NFFS investment priorities can be broadly grouped into six areas, recognising the need to grow the game, support existing players and better understand the different football environments:

- ◀ **Improve 20,000 Natural Turf pitches**, with a focus on addressing drop off due to a poor playing experience;
- ◀ **Deliver 1,000 3G AGP 'equivalents'** (mix of full size and small sided provision, including MUGAs - small sided facilities are likely to have a key role in smaller / rural communities and encouraging multi-sport offers), enhancing the quality of playing experience and supporting a sustainable approach to grass roots provision;
- ◀ **Deliver 1,000 changing pavilions/clubhouses**, linked to multi-pitch or hub sites, supporting growth (particularly in women and girls football), sustainability and providing a facility infrastructure to underpin investment in coaching, officials and football development;  
**Support access to flexible indoor spaces**, including equipment and court markings, to support growth in futsal, walking football and to support the education and skills outcomes, exploiting opportunities for football to positively impact on personal and social outcomes for young people in particular;
- ◀ **Refurbish existing stock to maintain current provision**, recognising the need to address historic under-investment and issues with refurbishment of existing facilities;
- ◀ **Support testing of technology and innovation**, building on customer insight to deliver hubs for innovation, testing and development of the game.



# BURY PLAYING PITCH & OUTDOOR SPORT STRATEGY ASSESSMENT REPORT

---

## *Local Football Facility Plans*

To support in delivery of the NFFS, The FA has commissioned a national project. Over the next two years to 2020, a Local Football Facility Plan (LFFP) will be produced for every local authority across England. Each plan will be unique to its area as well as being diverse in its representation, including currently underrepresented communities.

Identifying strategic priorities for football facilities across the formal, recreational and informal game, LFFPs will establish a ten-year vision for football facilities that aims to transform the playing pitch stock in a sustainable way. They will identify key projects to be delivered and act as an investment portfolio for projects that require funding. As such, around 90% of all will be identified via LFFPs. LFFPs will guide the allocation of 90% of national football investment (The FA, Premier League and DCMS) and forge stronger partnerships with local stakeholders to develop key sites. This, together with local match-funding will deliver over one billion pounds of investment into football facilities over the next 10-years.

It is important to recognise that a LFFP is an investment portfolio of priority projects for potential investment - it is not a detailed supply and demand analysis of all pitch provision in a local area. Therefore, it cannot be used as a replacement for a Playing Pitch Strategy (PPS) and it will not be accepted as an evidence base for site change of use or disposal.

A LFFP will; however, build on available/existing local evidence and strategic plans and may adopt relevant actions from a PPS and/or complement these with additional investment priorities.

## ***The FA: National Game Strategy (2018-2021)***

The FA launched its new National Game Strategy in July 2018 which aims to inspire a life-long journey in football for all. To achieve this, the strategy will focus on five key aspects of the game:

- ◀ A high quality introduction to football
- ◀ Developing clubs and leagues
- ◀ Embrace all formats of football and engage all participants
- ◀ Recruit, develop and support the workforce
- ◀ Develop sustainable facilities
- ◀

Through these five pillars, The FA's objectives are to:

- ◀ Increase the number of male affiliated and recreational players by 10%.
- ◀ Double the number of female affiliated and recreational players via a growth of 75%.
- ◀ Increase the number of disability affiliated and recreational players by 30%.
- ◀ Ensure affiliated Futsal is available across the country in order to increase the number of Futsal affiliated and recreational players.
- ◀

The sustainable football facilities should provide support to an agreed portfolio of priority projects that meet National Football Facility Strategy (NFFS) investment priorities.



# BURY PLAYING PITCH & OUTDOOR SPORT STRATEGY ASSESSMENT REPORT

---

## England and Wales Cricket Board (ECB) Cricket Unleashed 5 Year Plan (2016-2021)

The England and Wales Cricket Board unveiled a new strategic five-year plan in 2016 (available at <http://www.cricketunleashed.com>). Its success will be measured by the number of people who play, follow or support the whole game.

The plan sets out five important headline elements and each of their key focuses, these are:

- ◀ **More Play** – make the game more accessible and inspire the next generation of players, coaches, officials and volunteers. Focus on:
  - ◀ *Clubs and leagues*
  - ◀ *Kids*
  - ◀ *Communities*
  - ◀ *Casual*
  
- ◀ **Great Teams** – deliver winning teams who inspire and excite through on-field performance and off-field behaviour. Focus on:
  - ◀ *Pathway*
  - ◀ *Support*
  - ◀ *Elite Teams*
  - ◀ *England Teams*
  
- ◀ **Inspired Fans** – put the fan at the heart of our game to improve and personalise the cricket experience for all. Focus on:
  - ◀ *Fan focus*
  - ◀ *New audiences*
  - ◀ *Global stage*
  - ◀ *Broadcast and digital*
  
- ◀ **Good Governance and Social Responsibility** – make decisions in the best interests of the game and use the power of cricket to make a positive difference. Focus on:
  - ◀ *Integrity*
  - ◀ *Community programmes*
  - ◀ *Our environments*
  - ◀ *One plan*
  
- ◀ **Strong Finance and Operations** – increase the game's revenues, invest our resources wisely and administer responsibly to secure the growth of the game. Focus on:
  - ◀ *People*
  - ◀ *Revenue and reach*
  - ◀ *Insight*
  - ◀ *Operations*

# BURY PLAYING PITCH & OUTDOOR SPORT STRATEGY ASSESSMENT REPORT

---

## ***The Rugby Football Union National Facilities Strategy (2013-2017)***

Although expired, the RFU National Facility Strategy 2013-2017 continues to provide a framework for development of high-quality, well-managed facilities that will help to strengthen member clubs and grow the game in communities around them. In conjunction with partners, this strategy will assist and support clubs and other organisations, so that they can continue to provide quality opportunities for all sections of the community to enjoy the game. It sets out the broad facility needs of the sport and identifies investment priorities to the game and its key partners. It identifies that with 470 grass root clubs and 1500 players there is a continuing need to invest in community club facilities in order to:

- ◀ Create a platform for growth in club rugby participation and membership, especially with a view to exploiting the opportunities afforded by RWC 2015.
- ◀ Ensure the effectiveness and efficiency of rugby clubs, through supporting not only their playing activity but also their capacity to generate revenue through a diverse range of activities and partnerships.

In summary the priorities for investment which have met the needs of the game for the Previous period remain valid:

- ◀ Increase the provision of changing rooms and clubhouses that can sustain concurrent adult and junior male and female activity at clubs
- ◀ Improve the quality and quantity of natural turf pitches and floodlighting
- ◀ Increase the provision of artificial grass pitches that deliver wider game development

It is also a high priority for the RFU to target investment in the following:

- ◀ Upgrade and transform social, community and catering facilities, which can support the generation of additional revenues
- ◀ Facility upgrades, which result in an increase in energy-efficiency, in order to reduce the running costs of clubs
- ◀ Pitch furniture, including rugby posts and pads, pitch side spectator rails and grounds maintenance equipment

## ***The Rugby Football League Facility Strategy***

The RFL's Facilities Strategy was published in 2011. The following themes have been prioritised:

- ◀ Clean, Dry, Safe & Playable
- ◀ Sustainable clubs
- ◀ Environmental Sustainability
- ◀ Geographical Spread
- ◀ Non-club Facilities

The RFL Facilities Trust website [www.rflfacilitiestrust.co.uk](http://www.rflfacilitiestrust.co.uk) provides further information on:

- ◀ The RFL Community Facility Strategy
- ◀ Clean, Dry, Safe and Playable Programme
- ◀ Pitch Size Guidance
- ◀ The RFL Performance Standard for Artificial Grass Pitches
- ◀ Club guidance on the Annual Preparation and Maintenance of the Rugby League Pitch

## BURY PLAYING PITCH & OUTDOOR SPORT STRATEGY ASSESSMENT REPORT

---

Further to the 2011 Strategy detail on the following specific programmes of particular relevance to pitches and facility planning are listed below and can be found via the trust link (see above):

- ◀ The RFL Pitch Improvement Programme
- ◀ Clean, Dry and Safe programmes

### ***Rugby League World Cup 'Inspired by 2021' Legacy Programme***

The Rugby League World Cup 2021 will develop a £10 million legacy programme with funds driven into local clubs and community projects. The government investment, delivered by Sport England, is part of RLWC 2021's ambitious plan to grow the sport and make it more visible, engaging and welcoming to current and potential participants.

The funding will be split into large transformational community projects, such as changing room improvements and new artificial grass pitches with the remaining funding used for smaller scale initiatives such as supplying new kit and equipment to promote club and community development. The investment will focus on the following four key areas:

- ◀ Creating welcoming environments
- ◀ Encouraging participation growth
- ◀ Building community engagement
- ◀ Cultivating further investment

### ***England Hockey Strategy***

*Our vision is for England to be a 'Nation Where Hockey Matters'.*

We know that delivering success on the international stage stimulates the nation's pride in their hockey team and, with the right events in place, we will attract interest from spectators, sponsors and broadcasters alike. The visibility that comes from our success and our occasions will inspire young people and adults to follow in the footsteps of their heroes and, if the right opportunities are there to meet their needs, they will play hockey and enjoy wonderful experiences.

Underpinning all this is the infrastructure which makes our sport function. We know the importance of our volunteers, coaches, officials, clubs and facilities. The more inspirational our people can be, the more progressive we can be and the more befitting our facilities can be, the more we will achieve for our sport. England Hockey will enable this to happen and we are passionate about our role within the sport. We will lead, support, counsel, focus and motivate the Hockey Nation and work tirelessly towards our vision.

As a governing body, we want to have a recognisable presence to participants of the game, be that through club or association website or their communications, or through the work of the many outstanding coaches in our game, so that players understand that their club is part of a wider team working together to a common goal.

# BURY PLAYING PITCH & OUTDOOR SPORT STRATEGY ASSESSMENT REPORT

---

Our core objectives are as follows:

1. Grow our Participation
2. Deliver International Success
3. Increase our Visibility
4. Enhance our Infrastructure
5. For England Hockey to be proud and respected custodians of the sport

## Club Participation

Our club market is well structured and clubs are required to affiliate to England Hockey to play in community leagues. As a result only relatively few occasional teams lie outside our affiliation structure. Schools and Universities are the other two areas where significant hockey is played.

Hockey is clearly benefiting from a double Olympic legacy. After Great Britain's women won bronze in front of a home crowd in London in 2012 the numbers of young girls playing the sport doubled and a historic gold in Rio 2016 saw more than 10,000 players promptly joining clubs. These triumphs have inspired the nation to get active and play hockey. Thanks to the outstanding work of the network of clubs across the country, England Hockey has seen unprecedented growth at both ends of the age range. There has been an 80% increase in the number of boys and girls in clubs, as well as a 54% increase in players over the age of 46.

Hockey clubs have reaped the rewards of the improved profile of the sport, focussing on a link with schools to provide excellent opportunities for young players. Programmes such as Quick sticks – a small-sided version of hockey for 7-11 year olds – in Primary Schools have been hugely successful in allowing new players to take part in the sport from an early age. The growth in the sport since the eve of London 2012 has been seen across the country, examples being a 110% increase in under 16s club participation in London, and a 111% growth in the North West in the same age bracket.

## England Hockey Facilities Strategy

England Hockey's Facilities Strategy can be found [here](#).

**Vision:** For every hockey club in England to have appropriate and sustainable facilities that provide excellent experiences for players.

**Mission:** More, Better, Happier Players with access to appropriate and sustainable facilities

# BURY PLAYING PITCH & OUTDOOR SPORT STRATEGY ASSESSMENT REPORT

---

The 3 main objectives of the facilities strategy are:

**1. PROTECT: To conserve the existing hockey provision**

- ◀ There are currently over 800 pitches that are used by hockey clubs (club, school, universities) across the country. It is important to retain the current provision where appropriate to ensure that hockey is maintained across the country.

**2. IMPROVE: To improve the existing facilities stock (physically and administratively)**

- ◀ The current facilities stock is ageing and there needs to be strategic investment into refurbishing the pitches and ancillary facilities. England Hockey works to provide more support for clubs to obtain better agreements with facilities providers & education around owning an asset.

**3. DEVELOP: To strategically build new hockey facilities where there is an identified need and ability to deliver and maintain. This might include consolidating hockey provision in a local area where appropriate.**

- ◀ England Hockey has identified key areas across the country where there is a lack of suitable hockey provision and there is a need for additional pitches, suitable for hockey. There is an identified demand for multi pitches in the right places to consolidate hockey and allow clubs to have all of their provision catered for at one site.

# BURY PLAYING PITCH & OUTDOOR SPORT STRATEGY ASSESSMENT REPORT

## *England Netball - Your Game, Your Way 2013-17 Whole Sport Plan*

England Netball remains committed to its '10-1-1' mission, vision and values that form the fundamentals for its strategic planning for the future for the sport and business.



To facilitate the successful achievement of Netball 10:1:1 and Goal 4, England Netball will:

- ◀ Accelerate the participation growth by extending our market penetration and reach through the activation of a range of existing and new participant-focused products and programmes that access new and targeted markets.
- ◀ Increase the level of long-term participant retention through targeting programmes at known points of attrition and easy transition through the market segments, supported by an infrastructure that reflects the participant needs and improves their netball experience.
- ◀ Build a sustainable performance pathway and system built on the principles of purposeful practice and appropriate quality athlete coach contact time.
- ◀ Develop sustainable revenue streams through the commercialisation of a portfolio of products and programmes and increasing membership sales. This will also include the creation of cost efficiencies and improved value for money through innovative partnerships and collaborations in all aspects of the business.
- ◀ Establish high standards of leadership and governance that protect the game and its people and facilitates the on-going growth and transformation of the NGB and sport.

# BURY PLAYING PITCH & OUTDOOR SPORT STRATEGY ASSESSMENT REPORT

---

## ***British Tennis Strategy 2019***

The new LTA Strategy includes seven strategies relating to three objectives which are built around the following vision and mission:

**Vision:** tennis opened up

**Mission:** to grow tennis by making it relevant, accessible, welcoming and enjoyable

### **Objectives**

- ◀ Increase the number of fans on our database from [623,602] to [1,000,000] by 2023.
- ◀ More people playing more often;
  - ◀ Increase the number of adults playing tennis each year from [7.7% (4,018,600)] of the population to [8.5% (4,420,460)], and the frequency of adults playing tennis twice a month from [1.9% (858,700)] of the population to [2.2% (1,000,000)] by 2023.
  - ◀ The number of children playing tennis from [x] to [y] by 2023 (to be finalised December 2018 on publication of Sport England's new Child Participation Survey).
- ◀ Enable 5 new players to break into the top 100 by 2023 and inspire the tennis audience.

### **Strategies**

1. Visibility - Broaden relevance and increase visibility of tennis all year round to build engagement and participation with fans and players.
2. Innovation - Innovate in the delivery of tennis to widen its appeal.
3. Investment - Support community facilities and schools to increase the opportunities to play
4. Accessibility - Make the customer journey to playing tennis easier and more accessible for anyone
5. Engagement - Engage and collaborate with everyone involved in delivering tennis in Britain, particularly coaches and volunteers to attract and maintain more people in the game.
6. Performance - Create a pathway for British champions that nurtures a diverse team of players, people and leaders.
7. Leadership - Lead tennis in Britain to the highest standard so it is a safe, welcoming, well-run sport.

## ***British Crown Green Bowling Association***

Please note there is no current facility guidance provided by British Crown Green Bowling Association responsible for crown green bowls in England.

<http://bcgba.org.uk/index.html>



# BURY PLAYING PITCH & OUTDOOR SPORT STRATEGY ASSESSMENT REPORT

---

## ***Bowls England: Strategic Plan 2014-2017***

Bowls England will provide strong leadership and work with its stakeholders to support the development of the sport of bowls in England for this and future generations.

The overall vision of Bowls England is to:

- ◀ Promote the sport of outdoor flat green bowls.
- ◀ Recruit new participants to the sport of outdoor flat green bowls.
- ◀ Retain current and future participants within the sport of flat green bowls.

In order to ensure that this vision is achieved, ten key performance targets have been created, which will underpin the work of Bowls England up until 31<sup>st</sup> March 2017.

- ◀ 115,000 individual affiliated members.
- ◀ 1,500 registered coaches.
- ◀ Increase total National Championship entries by 10%.
- ◀ Increase total national competition entries by 10%.
- ◀ Medal places achieved in 50% of events at the 2016 World Championships.
- ◀ 35 county development plans in place and operational.
- ◀ County development officer appointed by each county association.
- ◀ National membership scheme implemented with 100% uptake by county associations.
- ◀ Secure administrative base for 1st April 2017.
- ◀ Commercial income to increase by 20%.

Despite a recent fall in affiliated members, and a decline in entries into National Championships over the last five years, Bowls England believes that these aims will be attained by following core values. The intention is to:

- ◀ Be progressive.
- ◀ Offer opportunities to participate at national and international level.
- ◀ Work to raise the profile of the sport in support of recruitment and retention.
- ◀ Lead the sport.
- ◀ Support clubs and county associations.

## ***Growing the Game of Golf in England (2017-2021)***

In 2014, England Golf developed its first national strategy to help golf in England rise to some serious challenges. Membership was declining, many clubs were facing financial and business problems and the perception of the game was proving damaging. As such, it decided to set out recommendations for actions that would help “raise the game”.

The 2014 strategy helped achieve the following:

- ◀ 427,111 people being introduced to golf for the first time.
- ◀ 31,913 new members for England’s golf clubs from national initiatives.
- ◀ Over £25 million generated for golf clubs through new members.
- ◀ Four counties to merge their men’s and women’s unions associations.
- ◀ Support for 15,200 national, regional and county squad players.
- ◀ Over 150 championships and events organised across the country.

# BURY PLAYING PITCH & OUTDOOR SPORT STRATEGY ASSESSMENT REPORT

---

Following the above strategy, England Golf is now setting out to “grow the game” of golf through seven strategic objectives. Developed in consultation with the golfing community, six of these are developed from the previous work in 2014, whilst one (being customer focussed) is brand new and intends on boosting the impact of them all.

The objectives are:

- ◀ Being customer focussed
- ◀ Stronger counties and club
- ◀ Excellent governance
- ◀ Improve image
- ◀ More members and players
- ◀ Outstanding championships, competitions and events
- ◀ Winning golfers

## ***England Athletics Strategic Plan – Athletics & Running: for everyone, forever – 2017 and beyond***

This plan sets out England Athletics’ mission, vision and strategic priorities that will direct how they work as an organisation during the coming years: what they do and how they will do it.

**Vision:** Make athletics and running the most inclusive and popular sport in England, led by a network of progressive clubs and organisations and supported by a sustainable, respected and trusted governing body.

For England Athletics to achieve this vision, they will focus on three values:

- Pride – taking pride in their work and demonstrating to athletes that they recognise the importance of their role in bettering athletics.
- Integrity – demonstrate integrity to earn respect and to build effective partnerships.
- Inclusivity – promote inclusivity in all their actions.

**Mission:** To grow opportunities for everyone to experience athletics and running, to enable them to reach their full potential.

In order to achieve their mission, England Athletics will have three strategic priorities.

1. To expand the capacity of the sport by supporting and developing its volunteers and other workforce. The target is to achieve a 6% increase every year of licensed leaders, coaches and officials.
2. To sustain and increase participation and performance levels in our sport. To achieve this, England Athletics’ current targets are to increase the number of club registered athletes from (149,000 to 172,000), engage 135,000 people through the RunTogether programme and to increase athlete performance levels across all events and disciplines by 1% every year.
3. To influence participation in the wider athletics market. Their target here is to increase the number of regular athletes or runners by at least one million.

# **BURY PLAYING PITCH & OUTDOOR SPORT STRATEGY ASSESSMENT REPORT**

---

## ***England Athletics Facility Strategy (2018 – 2025)***

The purpose of this document is to set out our long term vision for athletics facilities in England. Facilities form a vital component of the overall England Athletics strategy.

The development, protection and enhancement of facilities will support our strategic plan and help England Athletics contribute to the delivery of the Department for Culture, Media and Sport's Sporting Futures: A New Strategy for Sport and Sport England's strategy Towards an Active Nation. Appropriate facilities help to attract and inspire new participants and provide the foundation and focus for a significant proportion of the England Athletics family.

The England Athletics Strategic Plan notes that the sport increasingly needs to become financially sustainable and that a business-like and innovative approach is a vital component of its future success. Facilities are fundamental, but they are also expensive to create and to maintain. The sport therefore faces a significant challenge to develop, improve and maintain facilities, most of which are currently operated and funded by third parties.

This strategy sets out a challenge to all those involved with the delivery of the sport to be innovative and business like in the operation and development of facilities at a time of financial challenge, as it aims "To create an innovative and inspiring network of sustainable athletic facilities, with the capacity to meet both current and future demand across England".

## ***UK Athletics Facilities Strategy (2014-2019)***

Facilities are essential to attracting, retaining and developing athletes of the future. Having the right facilities in the right place will be crucial in meeting growing demand, increasing participation in physical activity and athletics, improving the health of the nation and supporting a new generation of athletes in clubs and schools through to national and world class level.

UKA and the Home Country Athletics Federations (HCAFs) recognise the challenges faced by facility owners and venue operators, and the 5 year Facility Strategy (2014-2019) uses a Track & Field facility model designed to support a sustainable UK network of development, training and competition venues that meet Home Country needs aligned to UKA's Athlete/Participant Development Model. In addition to Track and Field provision, UKA recognises the huge amount of club activity that takes place on roads, paths and trails and the strategy also maps out a plan for future "running" facilities.

The strategy does not seek to identify priority facilities, clubs or geographical areas. Instead, it provides the direction and guidance that will enable the four Home Country Athletics Federations (England Athletics, Athletics Northern Ireland, Scottish Athletics and Welsh Athletics) to establish their own priorities and deliver the principles of the UKA Facilities Strategy within their own national context.

# BURY PLAYING PITCH & OUTDOOR SPORT STRATEGY ASSESSMENT REPORT

---

## Key outcomes:

- ◀ Increased participation across all athletics disciplines
- ◀ Increased club membership by providing facilities that support a participation pathway from novice through to club member
- ◀ Increased talent pool
- ◀ Long term improvement in the development of athletes of all ages and abilities
- ◀ Securing the long term future of existing facilities
- ◀ More attractive and inspiring facilities for existing and potential athletes
- ◀ Improving the athletics experience for all participants
- ◀ Improved relationships and interactions between stakeholders, particularly clubs and facility operators

# BURY PLAYING PITCH & OUTDOOR SPORT STRATEGY ASSESSMENT REPORT

## APPENDIX 2: STEERING GROUP CONTACTS

The Steering Group will be responsible for the vision and direction of the PPOSS from a strategic perspective and supporting, checking and challenging the work of the project team. The Steering Group will be the client for any consultancy support required. The group will consist of the following officers and stakeholders:

<b>Bury Council:</b>		
<b>Name</b>	<b>Role</b>	
Neil Long	Assistant Director of Operations	
Michael Bent	Parks & Countryside Manager	
Michael Whitehead	Senior Planning Officer	
Carly Heselwood	Principal Sports Development Officer (Bury Sport & Physical Activity Service)	
<b>External stakeholders:</b>		
<b>Organisation</b>	<b>Name</b>	<b>Role</b>
Sport England	Fiona Pudge	Planning Manager
Greater Sport	Shirley Veevers	Development Manager
Football Foundation	Alice Watson	Engagement Manager
Football Foundation	Dan Green	Engagement Manager
Lancashire County Football Association	Shaun Burke	Facilities & Investment Officer
Lancashire County Football Association	Iain Mackie	Football Development Officer
Rugby Football Union	Tom Bartram	Area Facilities Manager
England & Wales Cricket Board	Fiona Prescott	Regional Club & Facilities Manager (North West)
Lancashire Cricket Foundation	Bobby Denning	Club and Community Cricket Manager (South)
Rugby Football League	John McMullen	Development Manager (North)
England Hockey	Gary Limbert	Facilities Relationship Officer
Lawn Tennis Association	Sam Foakes	Regional Tennis Participation Manager
England Athletics	Emma Davenport	Club Support Manager
England Netball	Charlotte Malyon	Capital Investment & Facilities Manager
England Golf	Abbie Lench	Head of Club Support