


LOVE YOUR GREEN HOME!



How to look after your home after Energy Efficiency Improvement Works have been carried out.

Heating your home

Now that energy improvement works have been installed in your home, it can be beneficial to heat your home differently. The insulation reduces the heat loss and your home should stay warmer for longer. You may find that you can turn your thermostatic radiator valves (TRVs) or room thermostat down to achieve a comfortable temperature for a longer period of time.

Ventilation

The insulation and windows have reduced draughts and it is important you use the extractor fans, trickle vents and open windows to allow any moisture to be removed from your home to reduce any condensation related mould.



TOP TIPS FOR REDUCING DAMP AND MOULD!

Did you know that four people living in a three bedroom property would create **112 pints of moisture** a week from just breathing, cooking, showering and boiling the kettle?



Wipe down condensation whenever you see it to stop mould from growing!




When cleaning, **use a proper mould treatment or a mixture of vinegar and warm water**. Bleach only temporarily removes mould.



Help your home stay warm by **closing doors and closing your curtains at night time**.



Heat your home on low (around 19-21°C) for longer periods than on high for short bursts.



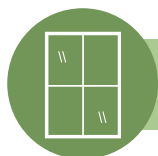
Research shows that **lowering your heating thermostat by just one degree can result in annual savings of approximately £140**.



Mould can't grow without moisture. Make sure that any water that comes from leaks, rainfall, wet footsteps or spills are managed quickly. Even **drying walls and tiles after a shower or bath can avoid mould growing**.



Make sure your fans in the kitchen and bathrooms are working. They should move slowly all the time and then speed up if you cook or shower as they react to the moisture in the air.



Keep trickle vents open on windows to help circulate damp air out.



Don't dry clothes directly on radiators. Instead, **use a clothes airer in a room with the window open and the door shut**, preferably in a bathroom or kitchen where there is an extractor fan. If you can, consider investing in a heated clothes airer with a cover.